

# UNIVERSITY OF CINCINNATI

August

19 82

*I hereby recommend that the thesis prepared under my supervision by* James Hearon  
*entitled* "CONCERTO FOR VIOLIN AND ORCHESTRA"

*be accepted as fulfilling this part of the requirements for the degree of* Doctor of Musical Arts in Composition

*Approved by:*

Jonathan D. Kramer  
Jonathan D. Kramer  
Darrell Handel



CONCERTO FOR VIOLIN AND ORCHESTRA

A thesis submitted to the  
Division of Graduate Studies  
of the University of Cincinnati  
in partial fulfillment of the  
requirements for the degree of  
DOCTOR OF MUSICAL ARTS IN COMPOSITION  
in the College-Conservatory of Music

1982

by

James Hearon

B.M., Univ. Alabama, 1977

M.M., Univ. Alabama, 1979

UMI Number: DP16172

### INFORMATION TO USERS

The quality of this reproduction is dependent upon the quality of the copy submitted. Broken or indistinct print, colored or poor quality illustrations and photographs, print bleed-through, substandard margins, and improper alignment can adversely affect reproduction.

In the unlikely event that the author did not send a complete manuscript and there are missing pages, these will be noted. Also, if unauthorized copyright material had to be removed, a note will indicate the deletion.

**UMI**®

---

UMI Microform DP16172

Copyright 2009 by ProQuest LLC.

All rights reserved. This microform edition is protected against unauthorized copying under Title 17, United States Code.

ProQuest LLC  
789 E. Eisenhower Parkway  
PO Box 1346  
Ann Arbor, MI 48106-1346

CONCERTO

for

Violin

and

Orchestra

by

Jim Hearon

ORCHESTRATION:

FLUTE  
OBOE  
CLARINET  
BASSOON

HORNS I & II  
TRUMPET  
TROMBONE

PERCUSSION


VIOLIN-SOLO

STRINGS

EXPLANATORY NOTES



A circle indicates a cue, to be provided by the conductor.  
The distance between cues is proportional.  
The circle indicates cues for entrances as well as cut offs.



A dotted line indicates continuation of the preceeding.



A solid line means either continuation of the preceeding  
or it can also mean alignment.

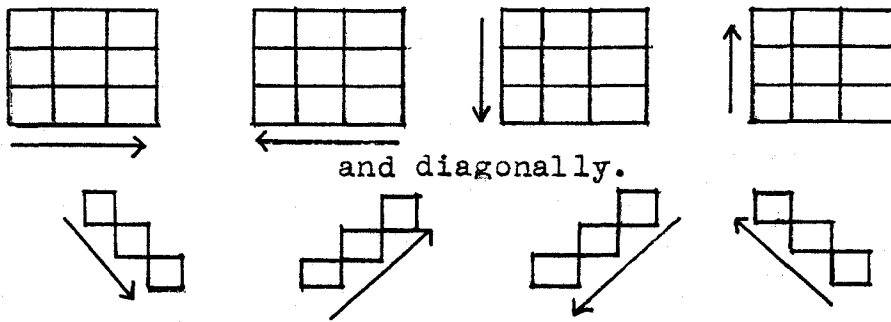


A square or large frame around a group of instruments  
indicates non-vertical synchronization.

Tempo is relative. Durations are decided by the conductor.  
A suggested tempo is between 4 to 6 seconds per page.



The conductor should improvise freely while encouraging  
or abating the music when necessary.

The two mobiles are to be performed by reading in the direction indicated by the conductor: original, backwards, top to bottom, bottom to top,



More than one direction can be used again.

Various symbols, such as lowest note ( $\downarrow$ ), highest note ( $\uparrow$ ), behind the bridge ( $\uparrow$ ), etc. are all standard new music symbols. These symbols are explained in several good books on new music notation. Some excellent sources are books by : Read, Karkoschka, Risatti, Stone, and Cope.




Pitches placed in "open field" are left to the discretion of the performer.

All parts are notated in 'C', except Double Bass which is written one octave higher than sounding.

1.

FL.  
Ob.  
Cl.  
Bsn.  
I.  
Hrns  
II.  
Tr.  
Trb.  
perc.  
Vi-S  
Vi. I.  
Vi. II.  
vln.  
vc.  
DB.



FL.

Ob.

Cl.

Bsn.

I

II

Tr.

Trb.

perc. **3.**

pp

**2.**

V

Vi. I

sfz (mf)

cresc.

Vi. II

sfz (mf)

cresc.

Vla.

sfz (mf)

cresc.

Vcl.

sfz (mf)

cresc.

DB.

V n V etc.

FL.  
Ob.  
Cl.  
B&N  
I  
Wns  
II  
Tr.  
Trb.  
perc  
Vib.  
Vi. I.  
Vi. II.  
Vla.  
V.C.  
D.B.

4.

(SNARE, Tom-Toms)

mf

*f*  
*f*  
*f*  
*f*  
*f*

C  
b  
L  
SN  
I.  
II.  
C.  
b.  
C.  
S  
I  
II  
La.  
r  
B

5.

(A) cresc.

6.

Handwritten musical score for a symphony orchestra. The score is written on 15 staves, each with a clef and a key signature of one sharp (F#). The instruments are listed on the left side of the staves:

- Fl. (Flute)
- Ob. (Oboe)
- Cl. (Clarinet)
- Bsn. (Bassoon)
- I. (Horn I)
- II. (Horn II)
- Tr. (Trumpet)
- Tbn. (Trombone)
- Perc. (Percussion)
- Vi. I (Violin I)
- Vi. II (Violin II)
- Vla. (Viola)
- Vc. (Violoncello)
- Db. (Double Bass)

The score includes dynamic markings such as *fp* (pianissimo) and *cresc. ff* (crescendo fortissimo). A circled number "7." is written above the Violin I staff, indicating a specific measure or rehearsal mark. The notation includes notes, rests, and slurs across the staves.

FL.  
Ob.  
Cl.  
BSN.  
I  
Hns  
II  
Tr.  
Trb  
perc  
vi.S  
vi.I  
vi.II  
Vla.  
VC.  
DB.

FL.

Ob.

CL.

Bsn.

I.

II.

Tr.

Trb.

Perc.

V.S.

V.I.

V.II.

Vla.

Vc.

D.B.



FL. *f*

Ob.

CL. *p*

BSN.

I. *f*

HA's *p*

II. *mf*

TR. *f* *p*

Trb. *mf* *f*

perc. *f*

VI-S *b* *cresc.* *f* *ta.*

VI I.

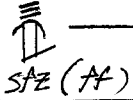
VI II.

Vla.


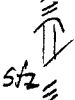
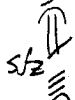

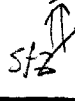
Vc.

D.B.

FL.  
ob  
CL.  
BSN.  
I.  
HNS.  
II  
Tr.  
Trb  
perc  
VI-S  
VI.I.  
Vi.II  
Va  
Vc  
P.B

 sfz (ff)


15.

	ff
	ff
	ff
	ff
	ff

Fl.  
Ob.  
Cl.  
Bsn  
I  
Hns  
II  
Tr.  
Trb.

Perc.


Vi-S



poco Agitato

16.

mf



etc.

Al Lib.

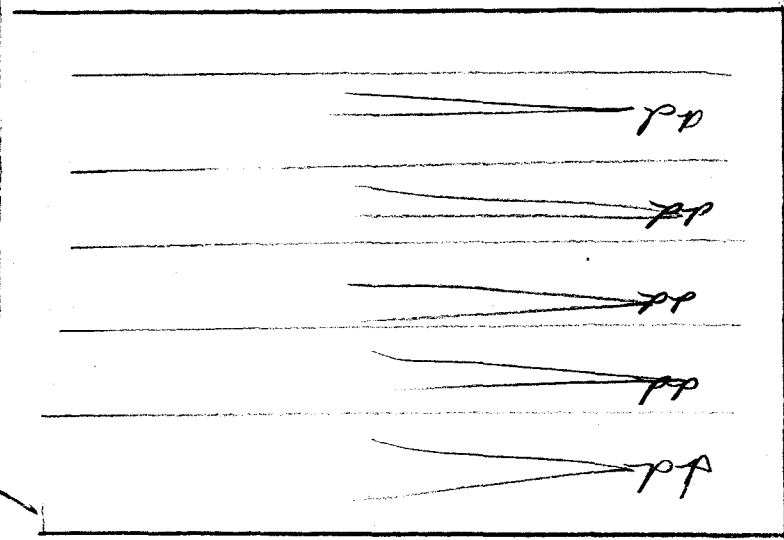
Vi I

Vi II

Va

Vc

D.B.



pp

pp

pp

pp

pp

FL. 18.

Ob.

Cl.

Bsn

17. [Free Choose]

I. (FL. Tongue) mf

II. (Tap on Bell) mf

Tr. (Buzz) p

Trb. (smear) f

(Gliss) f

(FL. Tongue) f

(slap mouth-piece) f

(fall off) mf

du-wa

per

Vi-S

VI I. sfz


VI II. Pizz. Gliss. mf


Va. Pizz. f


Vc. Pizz. f


P.B. Arco f

12.


FL. 


Ob. 


CL. 


BSN. 


---


I. 

II. 

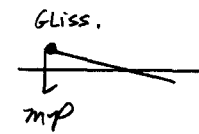
Tr. 


Ttb. 


Perc. 


Vi-S 

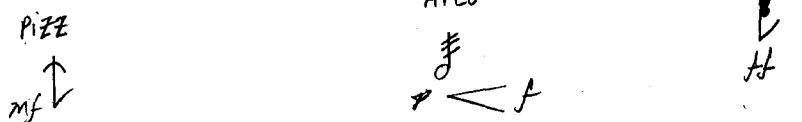
---

Vi. I. 

Vi. II. 

Vla. 

Vc. 

Db. 

FL *f*  $\overbrace{7}^3$   $\overbrace{6}^3$   $\overbrace{7}^3$

Ob. *f*  $\overbrace{7}^3$   $\overbrace{6}^3$   $\overbrace{7}^3$  *mf*

CL *p*  $\overbrace{7}^5$   $\overbrace{6}^5$   $\overbrace{7}^5$  *f*

BSN. *p*  $\overbrace{7}^3$   $\overbrace{6}^3$   $\overbrace{7}^3$  *f*

I. *mf* *gliss.* *f*

HN I *p* *f*

HN II *tr* *dm* *mp*

Tr. *mf* *f*

Trb. *mf* *f*

(20.)

perc.

(19.) *spicc.* *f* *legato* *f* *mf* *f*

Vi-S *f* *mf* *f*

Vi.I *f* *mf* *f*

Vi.II *f* *mf* *f*

Vla. *f* *mf* *f*

V.C. *f* *mf* *f*

D.B. *f* *mf* *f*

21.

FL. *f* *mf* *f* *mf* *f*

Ob. *mf* *f* *f* *p.* *f*

CL. *f* *f* *f*

BSN. *f* *f* *f*

I

Hrns

II

Tr.

Trb.

perc

Vi. S. *f* *f* *f* *f*

*f* *Pizz* *gliss.* *Arco*

Vi. I *f* *spicc.* *f* *legato* *mf*

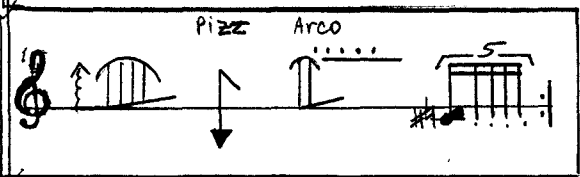
Vi. II *f* *spicc.* *f* *legato* *mf*

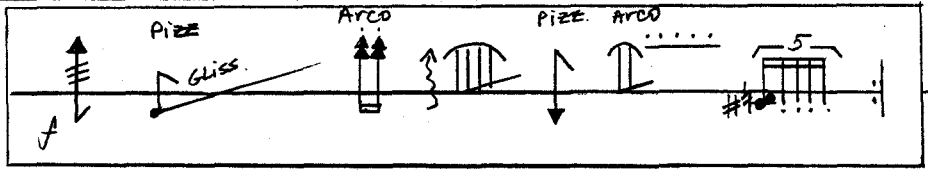
Vla. *f* *f* *f* *f*

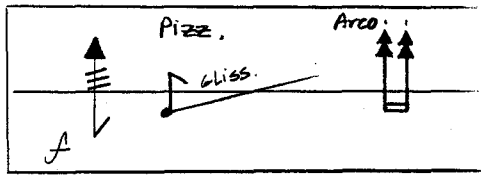
Vc. *f* *f* *f*

D.B. *f* *spicc.*

FL  
Ob.  
CL.  
BSN.  
I.  
Hns  
II  
Tr.  
Trb.  
perc.

Vi-S  (repeat in any order)

Vi.I.  22.

Vi.II  
Vla.  
V.C.  
D.B. 

FL

Ob.

Cl.

Bsn.

I.

Hns

II.

Tr.

Trb

perc.

Vi-S

Vi-I

Vi-II

Vla

V.C.

D.B.

(repeat in any order)

A musical notation box for Violin I and II. It contains a treble clef staff with the following elements from left to right: a dynamic marking 'f', a Pizzicato (PIZZ) stroke with an upward arrow, a Glissando (GLISS.) stroke with a diagonal line, an Arco (ARCO.) stroke with an upward arrow, a Pizzicato (PIZZ) stroke with a downward arrow, an Arco (ARCO.) stroke with an upward arrow and a dotted line, and a five-finger pattern (5) with a sharp sign and a double bar line.

(repeat in any order)

A musical notation box for Double Bass. It contains a bass clef staff with the following elements from left to right: a Pizzicato (PIZZ) stroke with an upward arrow, an Arco (ARCO.) stroke with an upward arrow and a dotted line, and a five-finger pattern (5) with a sharp sign and a double bar line.

FL.

Ob.

Cl.

Bsn.

I.  
Hns

II.

Tr.

Trb.

perc.

Vi.S

Vi.I

Vi.II (repeat in any order)

Vln (repeat in any order)

Vc

D.B.

The score for Violin I and Violin II consists of two staves. Each staff begins with a treble clef and a forte (*f*) dynamic marking. The first measure on each staff contains a quarter note with an upward-pointing arrow above it. The second measure features a glissando, indicated by a wavy line and the word "GLISS.". The third measure has two upward-pointing arrows above it, with the word "Arco" written above. The fourth measure shows a quarter note with a downward-pointing arrow below it. The fifth measure has two upward-pointing arrows above it, with "Pizz" above and "Arco" below. The sixth measure contains a dotted quarter note with "Arco" above it. The final measure is a five-fingered chord, marked with a "5" above it and a repeat sign. The instruction "(repeat in any order)" is written to the right of the first and second staves.

FL

Ob.

Cl.

Bsn.

I.

WWS

II.

Tr.

Tb.

perc.

Vi-S.

Vi-I.

Vi-II.

Vla.

V.C.

D.B.

23.

(repeat in any order)

FL  
Ob  
CL  
BN  
I.  
Hrns  
II.  
Tr.  
Trb  
Perc.  
Vi-S  
Vi-I  
Vi-II  
Vla  
VC  
DB

24.

Musical notation for measures 24 and 25 in a woodwind section. The notation includes various rhythmic values, slurs, and dynamic markings. A circled '24.' is at the top left. A circled '25.' is at the top right. A circled 'f' is at the bottom left. The notation includes notes with stems, beams, and slurs, along with dynamic markings like 'f' and 'ff'.

25.

Musical notation for measures 24 and 25 in a woodwind section. The notation includes various rhythmic values, slurs, and dynamic markings. A circled '24.' is at the top left. A circled '25.' is at the top right. A circled 'f' is at the bottom left. The notation includes notes with stems, beams, and slurs, along with dynamic markings like 'f' and 'ff'.

Musical notation for the Violin I part. It shows a single staff with a treble clef and a key signature of one sharp (F#). The notation includes notes with stems, beams, and slurs, along with dynamic markings like 'ff'.

FL.

Ob.

Cl.

BSN.

I.

Hrns

II.

Tr.

Trb.

perc.

Vi-S

Vi.I

Vi.II

Vla

Vc

D.B.

Handwritten musical score for strings and woodwinds. The score includes staves for Flute (FL.), Oboe (Ob.), Clarinet (Cl.), Bassoon (BSN.), Horns I & II (Hrns I, II), Trumpet (Tr.), Trombone (Trb.), Percussion (perc.), Violin I (Vi.I), Violin II (Vi.II), Viola (Vla), Violoncello (Vc), and Double Bass (D.B.).

The woodwind parts (Vi-S, Vi.I, Vi.II, Vla, Vc, D.B.) show some notes and dynamics. The string parts (Vi.I, Vi.II, Vla, Vc, D.B.) are mostly rests with dynamics like *fp* and *ff* and hairpins. There are circled numbers 26 and 27, and the word "(sempre)".

FL.  
 Ob  
 Cl.  
 BSN  
 I.  
 HNS  
 II  
 Tr.  
 Trb  
 perc.  
 Vi-S  
 Vi.I  
 Vi.II  
 Vla.  
 VC  
 D.B.

CONTINUE TO IMPROVISE UNTIL:

SUL Pont  
 pp

28. PIZZ.

The notation shows several musical phrases:
 

- A quarter note with a forte (*f*) dynamic.
- A quarter note with a piano (*p*) dynamic.
- A quarter note with a sforzando (*sfz*) dynamic.
- A triplet of eighth notes with a mezzo-forte (*mf*) dynamic and a '3' above it.
- A quarter note with a piano (*p*) dynamic.
- A quarter note with a sforzando (*sfz*) dynamic.
- A quarter note with a piano (*p*) dynamic.
- A quarter note with a piano (*p*) dynamic.
- A quarter note with a piano (*p*) dynamic.
- A quarter note with a piano (*p*) dynamic.

 There are also several accents (>) and slurs throughout the notation.

29

FL. (remove mouth-piece, speak into instrument and trill simultaneously) (ff) aargh

Ob. (remove reed only, speak and trill) (ff) urrgh

Cl. (remove mouthpiece, speak and trill) (ff) aargh

Bsn. (remove reed only, speak and trill) (ff) ooooo

I. Hns (ff) aarrgh

II. Hns (ff) aarrgh

Tr. (ff) urgh

Trb. (ff) ooooo

perc. (snare) 30. pp p f

Vi-S pp

Vi.I pp

Vi.II

Vla.

V.C.

D.B.

FL

Ob.

CL

BSN

I  
Hns  
II

Tr.

Trb.

perc

Vi-S



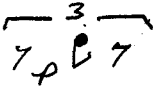

Vi-I

Vi-II

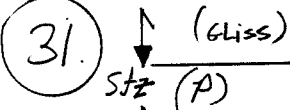
Vla.

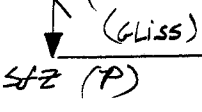
Vc.

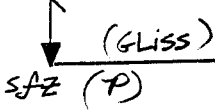
D.B.

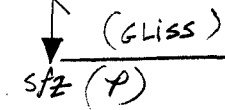
*mf*  *f*   

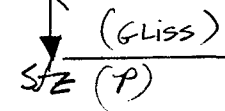
*sempre* *crescendo*

31.  *crescendo*

 *crescendo*

 *crescendo*

 *crescendo*

 *crescendo*

FL

Ob.

CL.

BEN.

I

ANS

II

Tr.

Trb.

perc

Vi. S

Vi. I

Vi. II

Vla.

Vc.

D.B.

*mf*

*f*

*ff*

*Sempre*  
*crescendo*

*crescendo*

*crescendo*

*crescendo*

*crescendo*

*crescendo*

32.

FL.

Ob.

CL.

BSN.

I  
HNS  
II

Tr.

Trb.

perc.

Vi-S

Vi. I

Vi. II

VLa

VC.

DB.

*p* *mf* *f* *ff*

*sempre* *ff*

*ff*

*ff*

*ff*

*ff*

*ff*

*ff*

FL.  
Ob.  
Cl.  
Bsn.  
I  
HNS  
II  
Tr.  
Trb.  
perc.  
Vi-S  
Vi.I  
Vi.II  
Vla.  
V.C.  
D.B.

35.

Musical score for four instruments: I Horns, II Horns, Trumpet, and Trombone. Each part contains a melodic line with a triplet of eighth notes and a dynamic marking of "dim." at the end of the phrase.

34.

(TAM-TAM.)  
sfz

let ring

36.

FL  
Ob.  
Cl.  
Bsn.  
I  
Hrns II  
II  
Tr.  
Tbn.  
perc  
37.  
VI.S  
VI.I  
VI.II  
Vla  
VC  
D.B.

increase by  $\frac{1}{4}$  tone  
x

dim(p)

Lower  $b\frac{1}{2}$  tone

Expand to:

cresc.

gva.  
Sosten.  
p

FL.  
Ob.  
Cl.  
Bsn.  
I  
Hns I  
Hns II  
Tr.  
Trb.  
perc.  
Vi-S  
Vi-I  
Vi-II  
Vln.  
Vc.  
D.B.

(39)

dim. ppp

38. (Whistle and Play Harmonics)

f f

f f

f whew

f f

(key clicks)

40.

FL

Ob.

CL

BN

I

HN

II

Tr.

Trb.

perc.

Vi-S

VI

VII

Vla

V.C.

D.B.

*pianissimo*

*pianissimo*

Vi-S. tacet

Musical staff for woodwinds (FL, Ob., CL, BN) showing key clicks marked by '+' signs. The notes are scattered across the staff, indicating a rhythmic pattern of clicks.

Musical staff for brass (I, HN, II, Tr., Trb.) showing key clicks marked by '+' signs. The notes are scattered across the staff, indicating a rhythmic pattern of clicks.

Musical staff for strings (VI, VII, Vla, V.C., D.B.) showing notes and 'whew' markings. The notes are represented by stems with flags, and 'whew' is written above several notes, indicating a specific sound or effect.

41.

FL.  
Ob.  
Cl.  
Bsn.

crescendo

I  
Hns  
II  
Tr.  
Trb.

crescendo

perc.  
Vi-S

(tablature system)

Staccato attacks

vi.I  
vi.II  
Vla.  
V.C.  
D.B.

whew

whew

crescendo

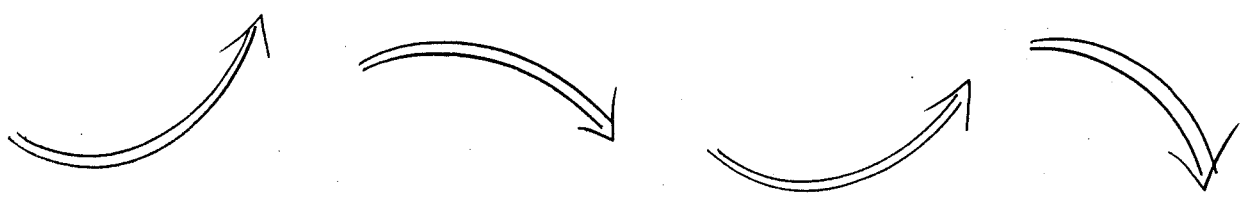
fingers mute strings  
at end of fingerboard  
press bow across strings  
with unusual pressure.

FL.  
Ob.  
Cl.  
Bsn.  
I  
Hns  
II  
Tr.  
Trb.  
Perc.  
Vi-S  
EX  
AX  
DX  
GX  
Vi-I  
Vi-II  
Vla.  
Vc.  
Db.

Double str.  
GLISS

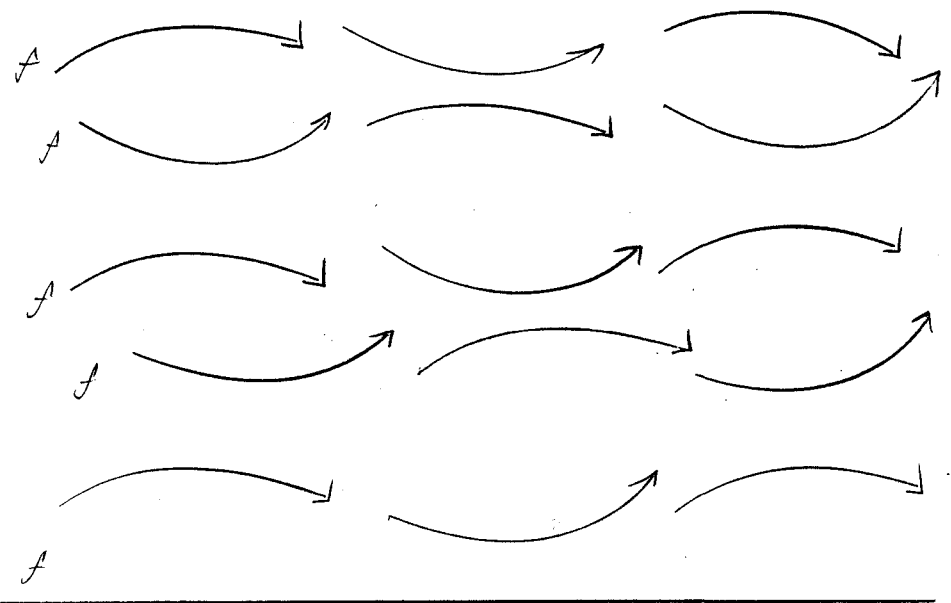
(keep bow pressure hard)

FL.  
Ob.  
Cl.  
Bsn.  
I  
HNS  
II  
Tr.  
Trb.  
perc.  
Vi-S.  
Vi I  
Vi II  
Vla.  
Vc.  
Db.



42.

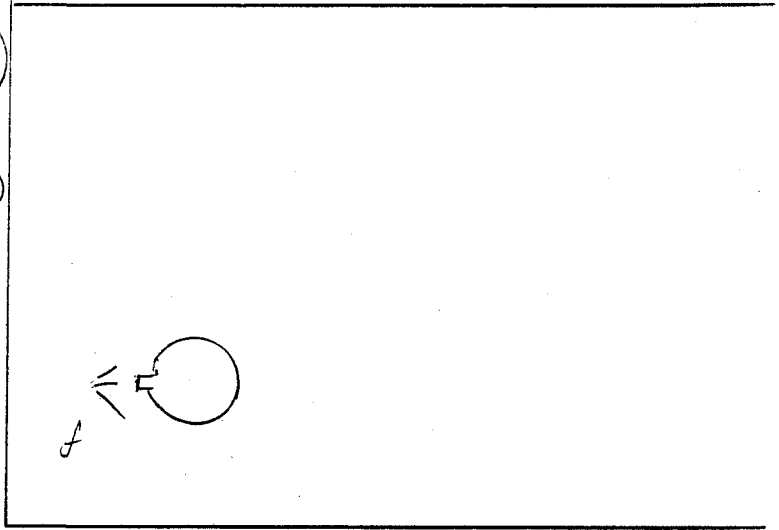
Glissando City



FL.  
Ob.  
Cl.  
Bsn.  
I  
Hns  
II  
Tr.  
Trb.  
perc.  
Vi-S  
Vi-I  
Vi-II  
Vln  
Vc.  
D.B.

43.

(w.w. begin blowing up balloons)





FL.

Ob.

Cl.

Bsn.



I

II

Tr.

Trb.

44

(inhale, loudly)



perc.

Scrape a stick across the snare (use upside down snare drum)

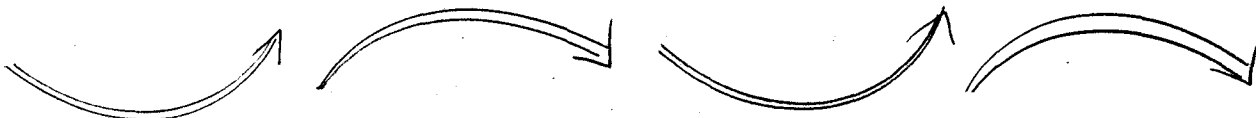
45




slowly, at first




Vi-S.



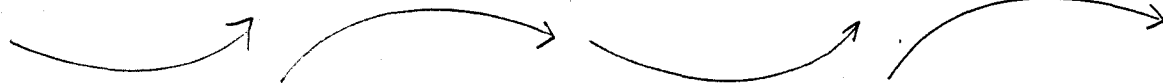
Vi-I.



Vi-II.



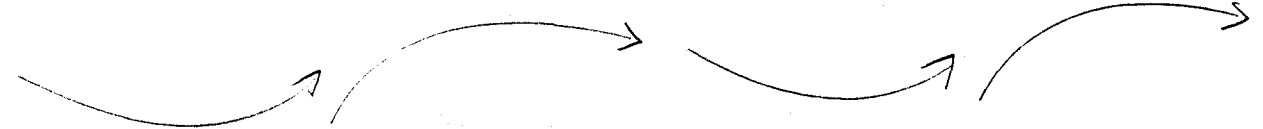
Vla.



V.C.



D.B.



release balloons through mouthpiece or reed

FL.  
Ob.  
Cl.  
Bsn.

I  
HNS  
II  
Tr.  
Trb.











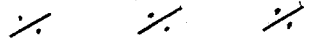

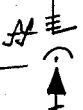



perc. continues

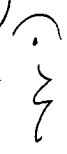
Vi-S


(Subito)  
46.

VI  
VII  
Va  
Vc  
Db.


47.

FL.	FL. Tongue in Mouthpiece f 	
Ob.	f  CROW, GLISS	
Cl.	f  CROW, GLISS	
Bsn.	f  CROW, GLISS	
I	faster	
II	Cresc.	
Tr.	accel	
Trb.	accel.	
perc.	 Cresc.	 <i>fff</i>
Vi.S.		
Vi.I.	cresc	
Vi.II	cresc.	
Vla	cresc.	
Vc.	cresc.	
D.B.	cresc.	





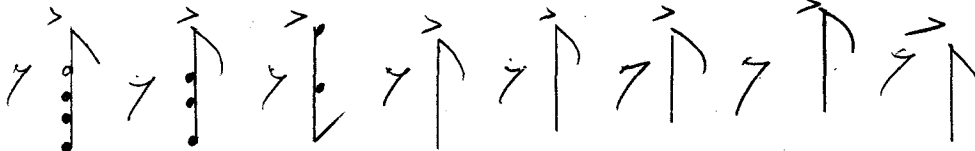





FL.  
Ob.  
Cl.  
Bsn.  
I  
Hrns  
II.  
Tr.  
Tuba.  
Perc.  
Vib.  
Vi. I  
Vi. II  
Vla.  
Vcl.  
D.B.

48.

(Bass Drum)

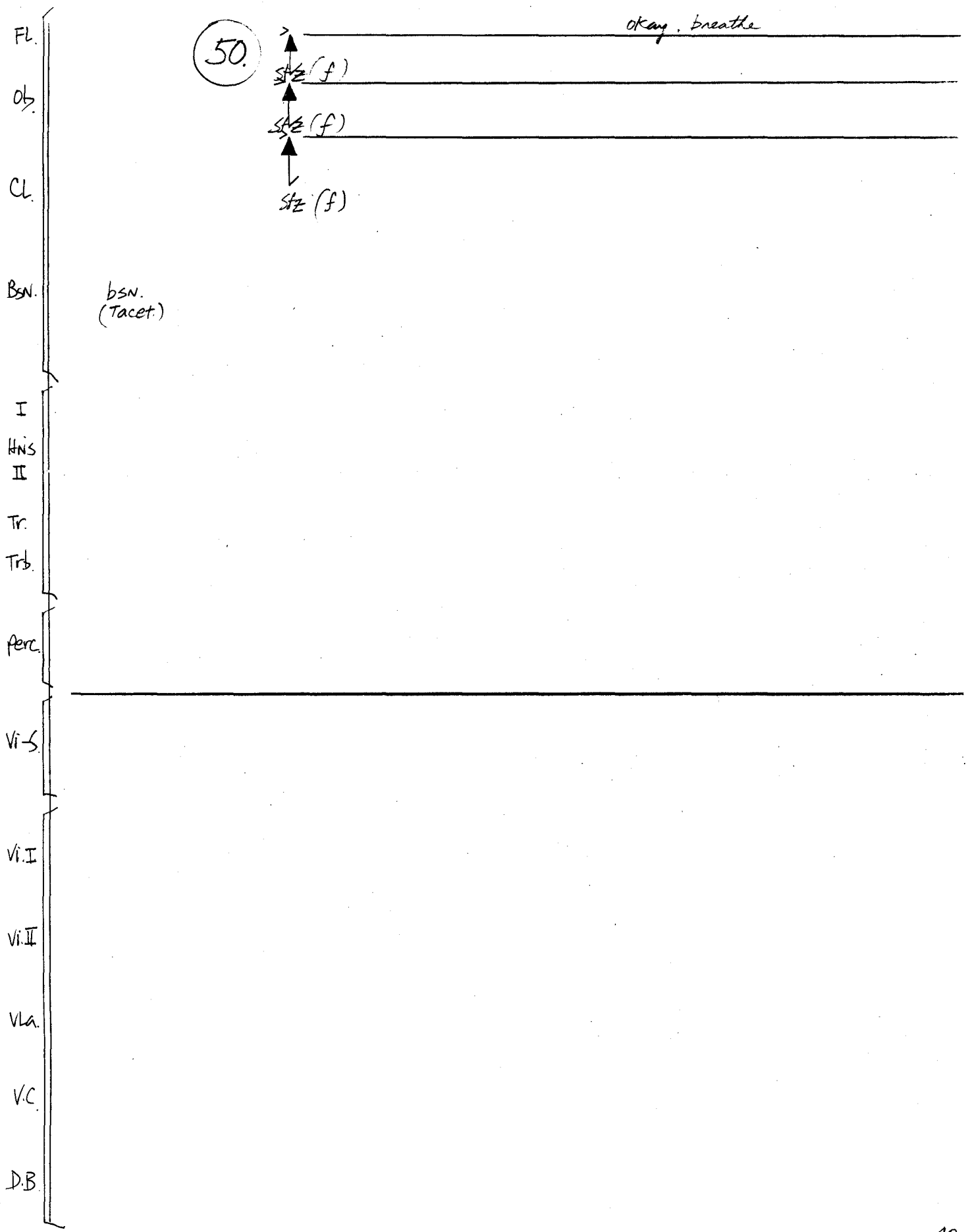


FL.  
 Ob.  
 Cl.  
 Bsn.  
 I.  
 Hns  
 II.  
 Tr.  
 Trb.  
 Perc.  
 Vi-S.  
 Vi I.  
 Vi II.  
 Vla.  
 V.C.  
 D.B.

Handwritten musical notation for Percussion and Vi-S. The Percussion part shows two pairs of eighth notes with accents. The Vi-S part shows two pairs of eighth notes with accents, followed by a measure with a triangle and the text 'Stz'.

49.

Handwritten musical notation for three voices (V.C., Vla., V.II) showing a descending sequence of notes with accents and slurs.



FL.

Ob.

Cl.

Bsn.

I  
Hns

II

Tr.

Tub.

perc.

Vi-S.

Vi I

Vi II

Vla

V.C.

D.B.

A musical score page with 13 staves. The staves are labeled on the left as follows: FL., Ob., Cl., Bsn., I Hns, II, Tr., Tub., perc., Vi-S., Vi I, Vi II, Vla, V.C., and D.B. A horizontal line is drawn across the page at the level of the 'perc.' staff. To the right of this line, there is a circled number '51.'. Below the circled number is a rectangular box containing musical notation. The notation consists of two measures of music on a five-line staff. The first measure contains a half note on the second line, a quarter note on the second space, and a quarter note on the second space. The second measure contains a quarter note on the second space, a quarter note on the second space, and a quarter note on the second space. There are slurs over the first two notes of each measure. A double bar line is at the end of the second measure, followed by a right-pointing arrow.

FL.

Ob.

Cl.

Bsn.

I

II

Tr.

Trb.

Perc.

Vi-S

Vi.I

Vi.II

Vla.

V.C.

D.B.

52.

54.

Handwritten musical notation in a box, showing five staves with notes and dynamics. The notation includes notes with stems and beams, and dynamic markings such as *f* and *tr.*

53.

Handwritten musical notation for strings, showing six staves with notes and dynamics. The notation includes notes with stems and beams, and dynamic markings such as *sfz*.

FL.  
Ob.  
Cl.  
Bsn.  
I.  
HNS  
II.  
Tr.  
Trb.  
perc.  
Vi-S  
Vi. I.  
Vi. II.  
Vla.  
Vc.  
D.B.

56.

A rectangular box containing four staves of musical notation. Each staff begins with a treble clef and a forte dynamic marking 'f'. The notation consists of a single note followed by a wavy line representing a tremolo. The notes are positioned on the first, second, third, and fourth lines of the staves from top to bottom.

55.

A musical score for section 55, featuring five staves: Vi. I., Vi. II., Vla., Vc., and D.B. The notation is organized into three vertical columns. Each column contains five notes, one on each staff, all marked with an accent (>) and a dynamic marking. The first column uses 'sfz', the second and third columns use 'ff', and the fourth column uses 'f'. The notes are connected by a horizontal line at the bottom. There are also some handwritten markings below the D.B. staff, including a '7' and a '4'.

FL  
Ob  
CL  
B.N.  
I  
Hns  
II  
Tr  
Trb  
perc.  
Vi-S  
Vi I  
Vi II  
Vla  
V.C.  
D.B.

57.

(NON-SYNC.)  
faster

FL.

Ob.

Cl.

Bsn.

I

Hws

II

Tr.

Trb.

perc.

Vi.S.

Vi.I

Vi.II

Vla.

Vc.

Db.

58.

Handwritten musical notation for woodwinds and brass instruments. The notation includes notes with stems and beams, and dynamic markings such as 'f' (forte) and 'tr.' (trill). The notation is written on a set of five staves, corresponding to the I, Hws II, Tr., and Trb. parts.

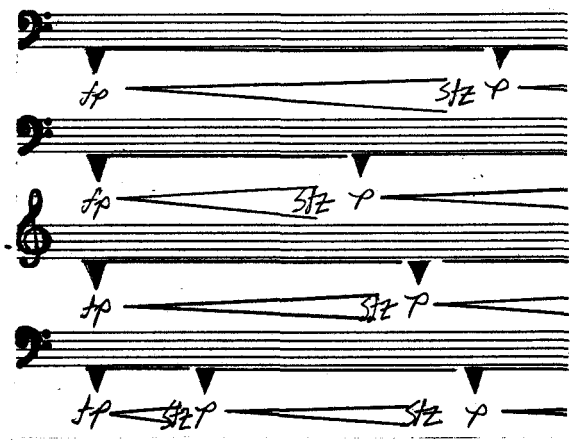
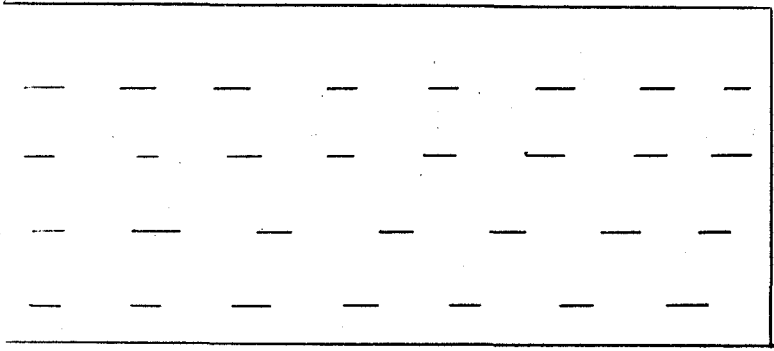
A set of empty musical staves for strings and other instruments, including Vi.S., Vi.I, Vi.II, Vla., Vc., and Db. Each staff consists of five horizontal lines.

FL.  
Ob.  
CL.  
Bsn.  
59.  
I  
Hns  
II.  
Tr.  
Trb.  
perc.  
60.  
Vi-S.  
Vi.I  
Vi.II  
Vla.  
V.C.  
D.B.

The image shows a handwritten musical score for measures 59 and 60. The score is organized into two systems. The first system, labeled '59.', includes parts for Hns I, Hns II, Tr., Trb., Vi.I, Vi.II, Vla., V.C., and D.B. Each part contains a rhythmic pattern of eighth notes, with a dynamic marking of *ff* (fortissimo) at the beginning of each line. The second system, labeled '60.', features a violin solo (Vi-S.) with a dynamic marking of *f* and a fermata over the first measure. The solo consists of a few notes with slurs and accents. The rest of the staves in the second system are empty.

FL.  
Ob.  
Cl.  
Bsn.  
I  
Hns  
II  
Tr.  
Trb.  
perc  
Vi.S.  
Vi.I  
Vi.II  
Vla.  
V.C.  
D.B.

61.



FL.  
Ob.  
Cl.  
Bsn.  
I  
Hrns II  
Tr.  
Trb.  
perc.  
Vib.  
VI I  
VI II  
Vla.  
Vc.  
D.B.

62.

fast

ff

FL

Ob.

Cl.

Bsn.

I

Ans

II

Tr.

Tob.

perc

Vi.S

Vi.I

Vi.II

Vla.

Vc.

D.B.

Musical notation for a string section, showing a treble clef, a key signature of one flat, and a dynamic range from mezzo-forte (mf) to forte (f). The notation includes a series of eighth notes and a half note, with a crescendo and decrescendo hairpin.

63.  $\text{stz } f$

64.  $\text{stz } f$



FL.  
Ob.  
Cl.  
Bsn.  
I  
Hrns  
II  
Tr.  
Trb.  
perc.  
Vi-S  
Vi-I  
Vi-II  
Vla.  
Vc.  
Db.

66.

FL.  
 Ob.  
 CL.  
 BSN.  
 I  
 Hns  
 II  
 Tr.  
 Trb.  
 Perc.  
 Vi.S  
 Vi.I  
 Vi.II  
 Vla.  
 V.C.  
 D.B.

68.

67.

mute/open + 0

rip  $p < f$

slap mouthpiece  $> f$

stz

$f$  ↑

Pizz. ↓

Arco ↑↑

Sempre - - - - -

Arco  $p < f$

Pizz.  $p$

Pizz.  $mf$

col legno  $p$

Pizz.  $p$

$f$  #

FL.  
Ob.  
CL.  
Bsn.  
I  
Ans II  
Tr.  
Trb.  
perc.  
Vi.S.  
Vi.I  
Vi.II  
Vla.  
Vc.  
D.B.

FL.  $\gamma \downarrow$   
mf

Ob.  $\gamma$   $\overbrace{\quad}^5$   
 $\downarrow$   $\downarrow$

Bsn.  $\overbrace{\gamma \downarrow \gamma}^3$   
f

mp  $\downarrow$

I rip.  $f$  rip.  $f$

Blow air  $f$

Tr. tr.  
dim  
p < f

Trb. Fl. tongue  
p < f

perc.

Vi.S.

Vi.I Arco  $\gamma \downarrow$   
f

Vi.II  $\uparrow \uparrow$   
mf

Vla. Arco  $\gamma \downarrow$   
mf

Vc. tr.  
dim  
p < f

D.B. Arco  $\gamma \downarrow$   
f > p

Pizz.  $f$

FL.  $\text{ff}$   $\text{7..}$   $\text{p}$

Ob.

Cl.  $\text{mf}$

Bsn.  $\text{f}$   $(\text{p})$

I Hns  $\text{f}$   $(\text{Tap on the Bell})$

II Hns  $\text{f}$

Tr.  $\text{mf}$   $\text{stz}$

Trb.  $\text{f}$   $\text{Gliss.}$   $\text{p}$

Perc.

Vib.  $\text{mp}$   $\text{cresc.}$   $\text{etc.}$

Vi. I  $\text{Col legno}$   $\text{7.}$   $\text{V.}$  **69.**

Vi. II  $\text{p} < \text{f}$

Vla.  $\text{Harm.}$

V.C.  $\text{GLISS.}$

D.B.  $\text{pizz.}$   $\text{f}$

**70.**

FL.

ob.

CL.

BSN.

I  
Hns  
II

Tr.

Trb.

perc.

Vi-S.

Vi-I

Vi-II

vla.

v.c.

DB.

71.

FL.  $\uparrow$  sfz

ob.  $\overbrace{y \ e \ y}^3$  mp

CL. mf  $\uparrow$   $\overbrace{y \ e}^2$  p

BSN.  $\overbrace{y \ e \ y}^3$  pp

Vi-S.  $f$   $\overbrace{y \ e \ y}^3$   $p$   $\overbrace{y \ e \ y}^3$

FL.

Ob.

Cl.

Bsn

I

II

Tr.

Trb.

perc.

Vi-S

Vi.I

Vi.II

Vla.

V.C.

D.B.

72. tom-tom

Small Cymbal

(snare)

mp

A

73.

fp

fp

fp

fp

fp

fp

fp

FL.  
Ob.  
Cl.  
Bsn.  
I  
Hns  
II  
Tr.  
Trb.  
perc  
Vi-S.  
Vi-I  
Vi-II  
Vla.  
V.C.  
D.B.

*cresc.*

*cresc.*

*spicc.* 5

75

74

FL.  
ob.  
Cl.  
Bsn.  
I  
Hns  
II  
Tr.  
Trb.  
perc.  
Vi-S  
Vi-I  
Vi-II  
Vla.  
Vc.  
DB.

76.

sfz p  
sfz p  
sfz p  
sfz p  
sfz p  
sfz p

FL.  
Ob.  
CL.  
Bsn.  
I  
HNS  
II  
Tr.  
Trb.  
perc.  
Vi.S.  
Vi.I  
Vi.II  
Vla.  
VC.  
D.B.

Cue  
GLISS

77.

GLISS. Cresc.

GLISS. Cresc.

GLISS. Cresc.

GLISS. Cresc.

GLISS. Cresc.

FL.  
Ob.  
Cl.  
Bsn.  
I  
HNS  
II  
Tr.  
Trb.  
perc.  
V.S.  
Vi.I  
Vi.II  
Vla.  
V.C.  
D.B.

GLISS.  
GLISS.  
GLISS.  
GLISS.  
GLISS.

FL  
Ob.  
CL.  
BSN.  
I  
Hrns  
II  
Tr.  
Trb.  
perc.  
Vi-S.  
Vi-I  
Vi-II  
Vla.  
Vc.  
D.B.

78.

tr. mm

61

Fl.

Ob.

Cl.

Bsn.

I

II

Tr.

Trb.

Perc.

Vi. S.



Vi. I.

Vi. II.

Vla.

V.C.

D.B.

79.

Cliss.

Musical notation for four staves (I, II, Tr., Trb.) showing dynamics (mp) and phrasing (arcs and arrows). The notation includes slurs, accents, and dynamic markings (mp) across four staves.

80.

FL. *p* *mf* *mp*

Ob.

Cl. *mp* *p*

Bsn. *p* *mf*

I  
Hrns  
II

Tr.

Trb.

Perc. (Snare) *mp*

Vi-S.

Vi.I

Vi.II

Vla.

V.C.

DB.

*cresc.*

*cresc.*

*cresc.*

*cresc.*

FL.

Ob.

CL.

Bsn.

I

II

Tr.

Trb.

perc.

Vi.S.

Vi.I

Vi.II

Vla.

V.C.

D.B.

*Cresc.*

*mf*

*f*

81  
cut off

FL.

Ob. *Sempre*

Cl. *etc.*

BSN.

I  
Hns

II

Tr.

Trb.

perc.

vi-s.

Vi. I

Vi. II

Vla.

V.C.


D.B.


*cresc.*

*cresc.*

*cresc.*

*cresc.*

*f* 

*f* 

[CADENZA]

82 *Tutti*

FL  
ff

Ob.  
ff

Cl.  
ff

Bsn.  
ff

I  
ff  
Hrns  
II  
ff

Tr.  
ff

Trb.  
ff

Perc.  
ff

Vi. S. (*tacet*)

Vi. I  
ff

Vi. II  
ff

Vla.  
ff

V.C.  
ff

D.B.  
ff

FL.

Ob.

CL.

Bsn.

I  
Hns  
II

Tr.

Trb.

perc.

Vi-S.

Vi.I

Vi.II

Vla.

V.C.

D.B.

ff

ff

ff

ff

ff

ff

ff

ff

83

ff

ff

ff

ff

ff

ff


FL.	---	---	---	---	---	---
Ob.	---	---	---	---	---	---
Cl.	---	---	---	---	---	---
BSN.	---	---	---	---	---	---
I	---	---	---	---	---	---
Hns	---	---	---	---	---	---
II	---	---	---	---	---	---
Tr.	---	---	---	---	---	---
Trb.	---	---	---	---	---	---
perc	---	---	---	---	---	---
vis						
vi.I	---	---	---	---	---	---
vi.II	---	---	---	---	---	---
vla.	---	---	---	---	---	---
v.c.	---	---	---	---	---	---
D.B.	---	---	---	---	---	---

84

Diagram illustrating musical notation with five staves. Each staff has an upward-pointing arrow above it, and the notation "fz f" is written below each arrow.

FL.  
Ob.  
CL.  
Bsn.  
I  
HNS  
II  
Tr.  
Trb.  
perc.  
Vi.S.  
Vi.I  
Vi.II  
Vla.  
V.C.  
D.B.

85.



,

Fl.		(86) tr. • on ff	_____	_____	_____	_____
Ob.		tr. • on ff	_____	_____	_____	_____
Cl.		tr. • on ff	_____	_____	_____	_____
Bsn.		tr. • on ff	_____	_____	_____	_____
I	_____					
Wns	_____					
II	_____					
Tr.	_____					
Trb.	_____					
Perc.						
Vls.						
Vi.I		tr. • on ff	_____	_____	_____	_____
Vi.II		tr. • on ff	_____	_____	_____	_____
Vla.		tr. • on ff	_____	_____	_____	_____
Vc.		tr. • on ff	_____	_____	_____	_____
D.B.		tr. • on ff	_____	_____	_____	_____

(87) (damp)  
↑  
•  
ffp

88.

FL.  
ob.  
CL.  
Bsn.  
I.  
Hns II.  
tr.  
Trb.  
perc.  
Vi-S.  
VII.  
VII.  
Vla.  
VC.  
DB.

*p*

*mp*

*p*

*mf*

*p*

*mp*

*p*

*mp*

*p*

*mf*

*p*

*mf*

*p*

*mp*

*p*

*mf*

*mf*

*p*

*p*

*mf*

FL

Ob.

Cl.

Bsn.

I

HNs

II

Tr.

Trb.

Perc.

Vi.S.

Vi.I

Vi.II

Vla.

V.C.

DB.

Handwritten musical score for page 72, featuring woodwinds, brass, and strings. The score includes various musical notations such as triplets, quintuplets, and dynamic markings like *mf* and *f*.

FL  
Ob  
CL  
Bsn.  
I  
Hrns II  
Tr.  
Trb.  
perc  
vib.  
Vi.I  
Vi.II  
Vla.  
Vcl.  
D.B.

89.

FL.

Ob.

CL.

BSN.

I

HAIS

II

Tr.

Trb.

perc.

ViS.

Vi.I

Vi.II

Vla.

VC.

D.B.

Handwritten musical score for a symphony orchestra. The score is divided into three systems. The first system includes woodwinds (FL, Ob, CL, BSN), strings (I, HAIS II, Tr., Trb.), and percussion. The second system includes strings (Vi.I, Vi.II), violas (Vla.), cellos (VC.), and double basses (D.B.). The notation includes various musical symbols such as notes, rests, dynamics (f, mf), articulation (accents, staccato), and performance instructions like "Tap the Bell" and "Pizz.".

FL

Ob

Cl

Bsn

I

II

tr.

Tb

perc.

Vi-S.


Vi.I


Vi.II


Vla


V.C


DB


*mf* 


*mf* 


*mp* *crow, on need.* 

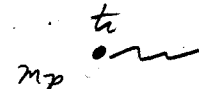
*mp* *te.* 


*f* 


*f* 


*f* 

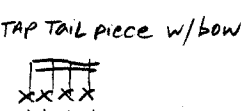
*Fall off* 

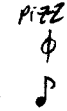
*mp* *te.* 


*mp* 


*mp* 


*Pizz.* 

*TAP TAIL piece w/bow* 

*Pizz.* 

*gliss.* 

*5* 





FL. (key clicks) + +


Ob. *Crow on the reed* + + +


CL. + +


Bsn. + +

---

I.  7 

Hns. II 

Tr. BUZZ 



Trb. 



---



perc.



Vi-S


---

VI.  7 *ON the wood.* 

VI.II.  7 

Vla. *spicc.*  *sul pont.* 

V.C. *Pizz.*  *Arco* 

D.B. 

FL. + +

Ob. + +

Cl. + +

Bsn. + +

I. (f) Blow air. Speak, using Bell

II. Key clicks (them.) WA-WA

Tr. + ↑

Trb. mp Gliss. mute

perc.

ViS.

VII. trem mfz

VIII. play 1/4 tone p


Vla. p

Vc. pizz. f

Db. arco p

f pizz. mp



f > f Gliss.

FL. *Blow on mouthpiece*  *(Key clicks)*

Ob. +

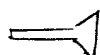

Cl. +

Bsn. +

I. + *Key clicks* + *(Blow Air)*  


Hns II. +


Tr. +


Trb. *Blow Air*  

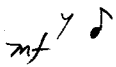
perc.

Vi. S.

Vi. I. *pizz.*  *p*

Vi. II. *trem.*  *mp*

Vla. *p* 

V.C. *mp* 

D.B.

FL. (key check) + + +


Ob. + +


CL. + +

BSN. (p) + +

I


Ans II (Blow Air)


Tr. 


Trb. 


Perc.


Vi-S


Vi.I (I) 

Vi.II 

Vla. 

Vc. 

Db. 

*col legno* 

pp

67A







FL.  
Ob.  
Cl.  
Sax.  
I  
II  
Tr.  
Tb.  
etc.  
S.  
A.I.  
A.II  
Aa.  
C.  
B.

The image shows a handwritten musical score for a full orchestra. The score is written on a grand staff with a treble clef. The notation includes notes with stems and flags, and some notes are grouped with horizontal lines above them. The instruments listed on the left are Flute, Oboe, Clarinet, Saxophone I and II, Trumpet, Trombone, etc., Saxophone, and A.I., A.II, Aa., C., B.

FL.  
Cb.  
Cl.  
Bsn.  
I  
Hns  
II  
Tr.  
Trb.  
perc.  
Vi-S.  
Vi-I  
Vi-II

4

5

3

Vla: *p* *sfz* *pont.* *ord.* *sfz* *pont.* *ord.* *sempre*  
 Vc: *p* *sfz* *pont.* *ord.* *sfz* *pont.* *sfz*  
 D.B.: *p* *sfz* *pont.* *ord.* *pont.* *sfz*

FL

Ob

Cl

Bsn

I

II

Tr.

Trb

Perc

6.

(Snare + Cymbal)

*p*

*mf*

*mf*

Vis

*f* *espress.*

VI

VII

Va

Vc

Db

FL

Ob.

Cl.

EN.

I  
FHS  
II


Tr.

Trb.

perc.

*Sempre*

III

*f* *ad lib. (chromatic scale)*  

*etc. Sempre*

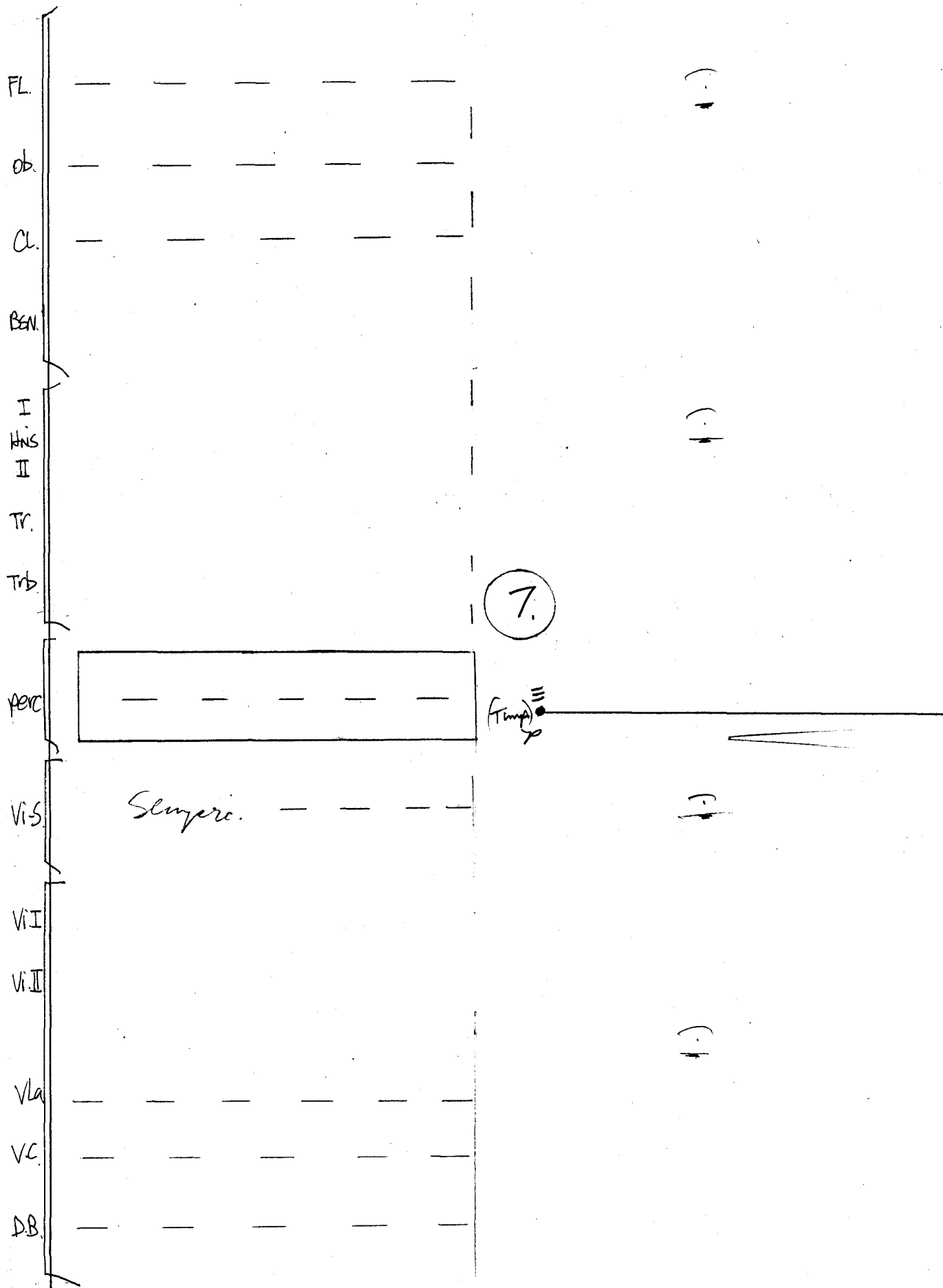
VI

VI-II

Vla.

V.C.

D.B.





FL.


Ob.

Cl.

BSN. 8.

I 


II 


Tr. 


Trb.

perc.

ViS.

ViI 

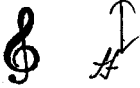
ViII 

Vla. 

VC.

D.B.

9.

10. pizz. 

Handwritten musical notation on a page divided by a vertical line. The notation includes:

- Violin I (V1):** Treble clef, *mp* dynamic, *(Arco)* marking, a double bar line with a downward arrow, and a circled *||.* marking.
- Violin II (V2):** Treble clef, *fz* dynamic, a double bar line with an upward arrow, and a circled *||.* marking.
- Violin III (V3):** Treble clef, *fz* dynamic, a double bar line with an upward arrow, and a circled *||.* marking.
- Violoncello (VC):** Bass clef, *p* dynamic, *gliss.* marking, and a double bar line with a downward arrow.
- Double Bass (DB):** Bass clef, *f* dynamic, *gliss.* marking, and a double bar line with a downward arrow.

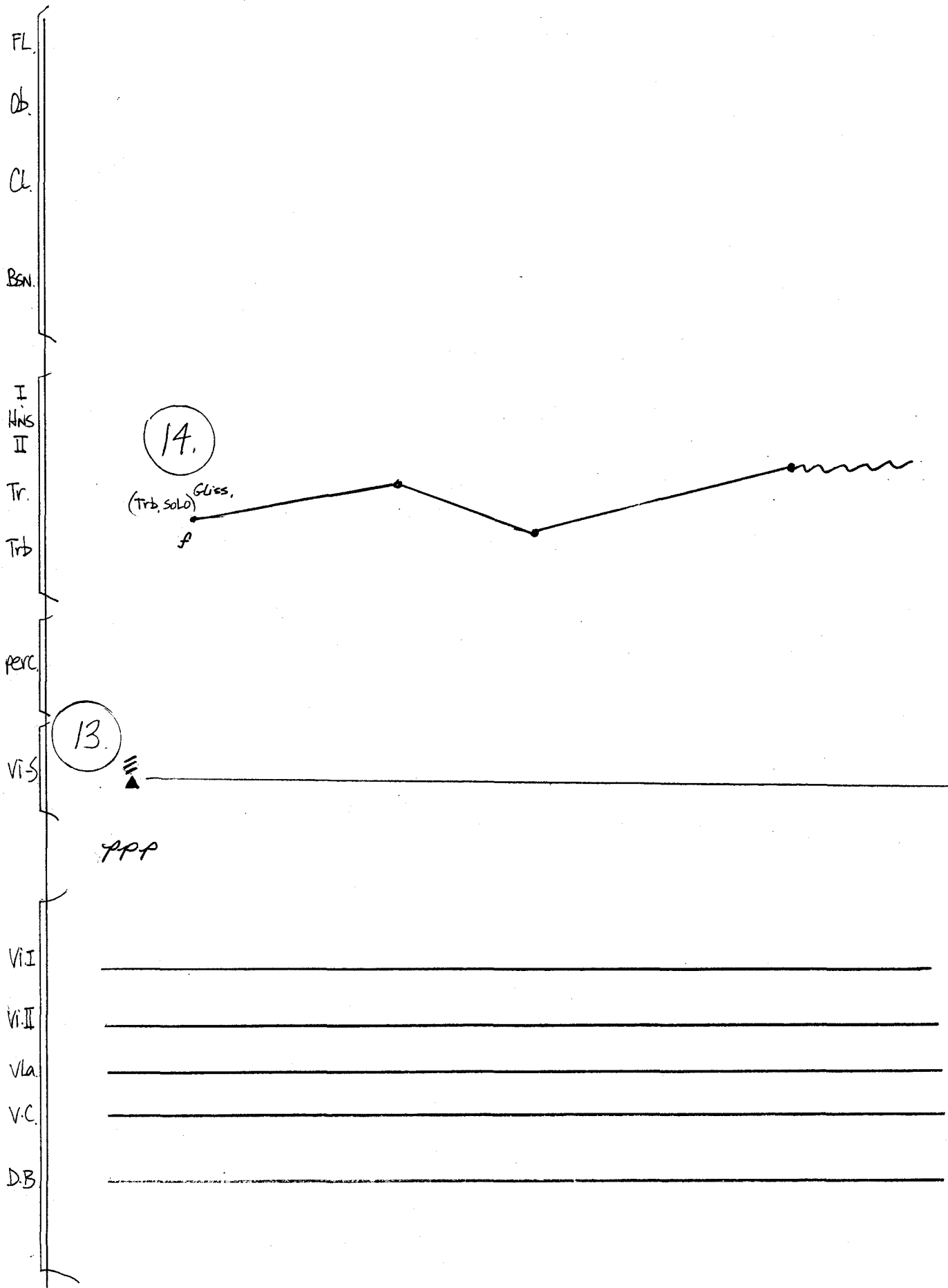
The notation is written on five staves. The first three staves (V1, V2, V3) have dashed lines indicating a continuation of the line across the vertical divide. The VC and DB staves have solid lines with arrows pointing to the right, indicating a continuation of the line across the vertical divide.

FL  
Ob.  
Cl.  
Bsn  
I  
Hns II  
Tr.  
Trb  
perc.  
Vi-S  
Vi-I  
Vi-II  
Vla.  
V.C.  
D.B.

Pizz. Gliss.  
(IV)  
#

Arco  
f

12.



FL  
Ob.  
CL.  
Bsn.  
I  
Hrns  
II  
Tr.  
Trb.  
perc  
Vib.  
V.I  
V.II  
Vla  
V.C  
DB

*f* *dim.* *f* *cresc.* *ff*

15.  
out of strings

FL  
Ob.  
Cl.  
Bsn.  
I  
Hrns  
II  
Tr.  
Trb.  
perc  
Vi-S  
Vi-I  
Vi-II  
Vla  
Vc.  
Db.

*drop the bow on the strings.*

Musical notation for Violin Solo (Vi-S) in treble clef, showing a series of chords with a forte (f) dynamic marking.

Musical notation for Violin Solo (Vi-S) in treble clef, showing a series of chords with a forte (f) dynamic marking and a circled number 16.

A boxed section of musical notation for Violin I (Vi-I), Violin II (Vi-II), Viola (Vla), Violoncello (Vc.), and Double Bass (Db.), showing a series of chords with a forte (f) dynamic marking.

FL.  
Ob.  
CL.  
Bsn.  
I  
Hrns II  
II  
Tr.  
Trb.  
perc  
Vib.  
Vi.I  
Vi.II  
Vla.  
Vcl.  
Db.

18.

17.

FL.

Ob.

Cl.

BW.

I

His

II

tr.

Tob.

perc.

VES

VI

VII

Va

Vc

DB

Handwritten musical score for percussion instruments. The score includes staves for Flute (FL.), Oboe (Ob.), Clarinet (Cl.), Bassoon (BW.), Horns I (I) and II (II), Trumpet (tr.), Trombone (Tob.), and Percussion (perc.). The percussion part is detailed with dynamic markings (f, mf, mp) and specific instructions like "(with fist)", "(blow air)", and "Gliss (mute)". A circled number "19" is present next to the percussion staff.



FL.

Ob.

CL.

BSN.

I

HNs

II

Tr.

Tb.

perc.

Vi.S.

Vi.I

Vi.II

Vla.

V.C.

D.B.

3

7

f

Key Click

f

f

stz

Doit

Fall off

fp

damp

	FL. tr. pin f			Perc. P △ (Triangle)	
V-S Pizz. f ↑	Trb. FL. Tongue mp	FL. 	HN. ↑		
	Tr. 	BSN. Key Click f +	Vi. arco f 		Vla.  mf
Ob.  p		Vi.  p		FL.  mf	
HN. FL. Tongue rip. f 			HN.  sfz (f)	D.B. f ↓	CL. f
	FL. 	Tr. ↑	Vi. p 	CL. (use only the mouth piece)  p	Tr. MOUTH f
Perc. Snare p < f	Perc. roll pp 		VC. 		Ob. f

		Vi-S 	Trb. Slow Air 	Ob. 	
	FL 	perc. 	Cl. 	Vi Pizz. 	D.B. Pizz. 
COL legno 		Trb. 	Tr. 	perc. 	
	Ob. 	BSN. 		BSN. 	perc Wood Block 
(hard ATTACK) 	Vi-S (Trem.) 	Trb. Tap the bell 			V.C. Gliss down the 'A' string 
(BUZZ piece) 	Hn. 	V.C. SUL PONT. 	Vi. Tap chin rest w/frog 	Vi-S 	Trb. Wide Vibrato 
(PLAY ON reed only) 	Trb. Play Pedal TONE	V.C. Gliss to harm. 	Vi. ACCEL. 	D.B. GLISS. DOWN 	Hn. MUTE 



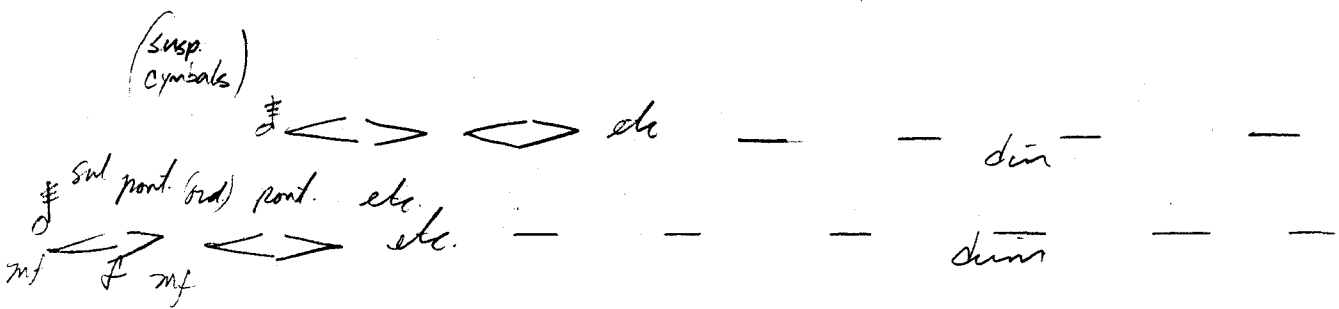
FL  
OB  
CL.  
BEN.  
I  
HIS  
II  
Tr.  
Trb  
perc  
VIS  
Vi.I  
Vi.II  
Vla.  
VC.  
DB.

TACET

(.)

TACET

(.)



TACET

(.)

FL  
 OB  
 CL  
 BSN  
 I  
 HNS  
 II  
 Tr  
 Trb  
 Perc  
 Vi S  
 Vi I  
 Vi II  
 Vla  
 Vc  
 D.B.

- *dim* - > *mezzo*  
 - *cres* - > *forte*

FL.  
OB.  
CL.  
BSN.  
I  
HNS  
II  
Tr.  
Tb.  
perc.  
Vi. I  
Vi. II  
Vla.  
V.C.  
DB.


(tam-tam) p

ff: mp

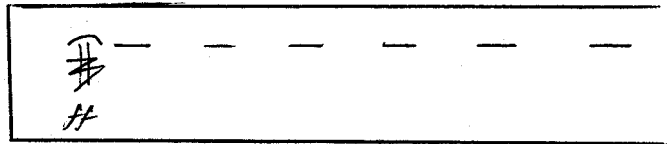
[switch to snare]

<> <>


FL  
 Ob.  
 CL.  
 Bsn.  
 I  
 Hns  
 II  
 Tr.  
 Trb.  
 Perc.  
 Vis.  
 Vi.I  
 Vi.II  
 Vla.  
 Vc.  
 Db.

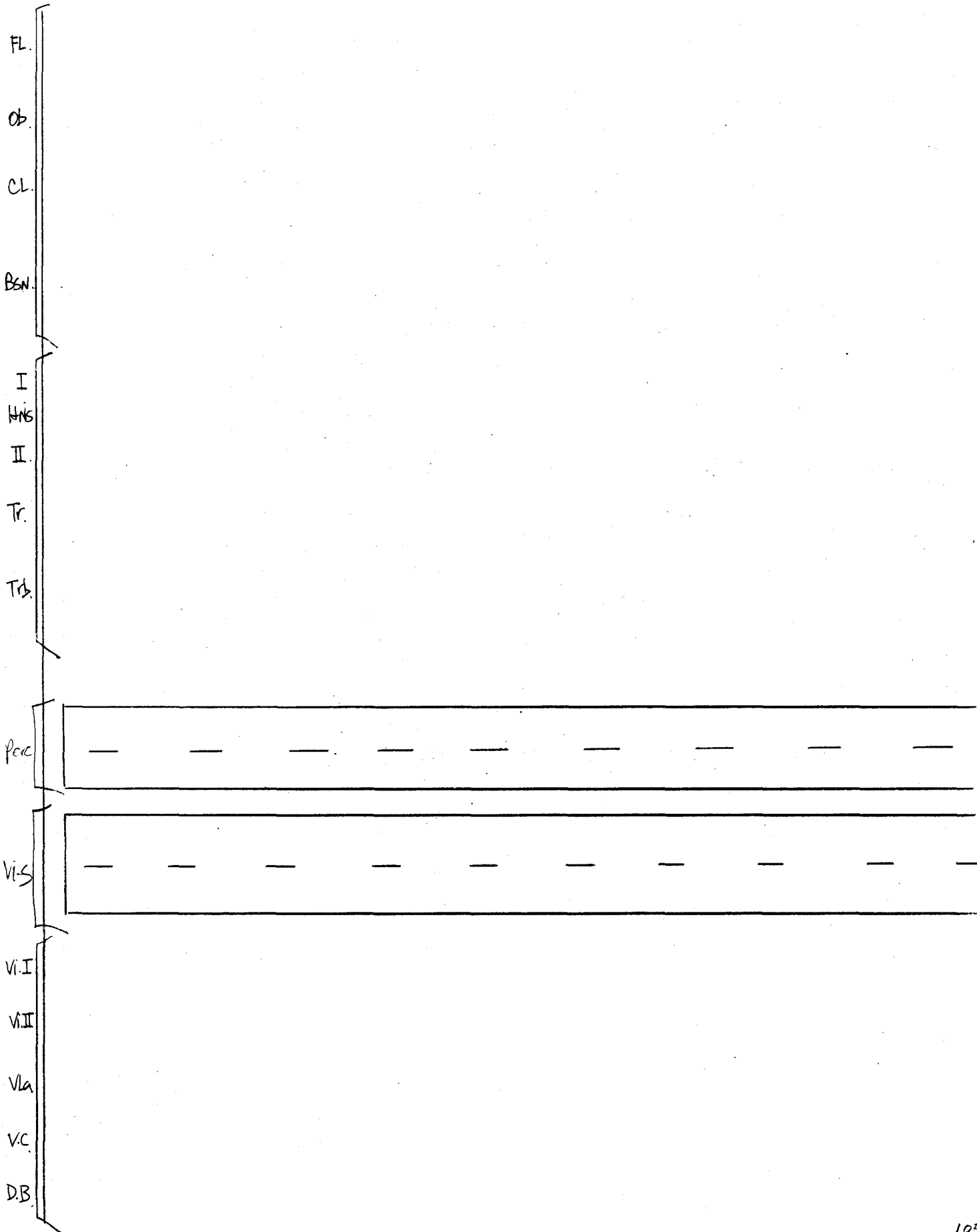


(I+II) trem.



(snare)





FL.

Ob.

Cl.

Bsn.

I

II

Tr.

Trb.

perc.

Vi. I

Vi. II


Vla.

Vc.

D.B.

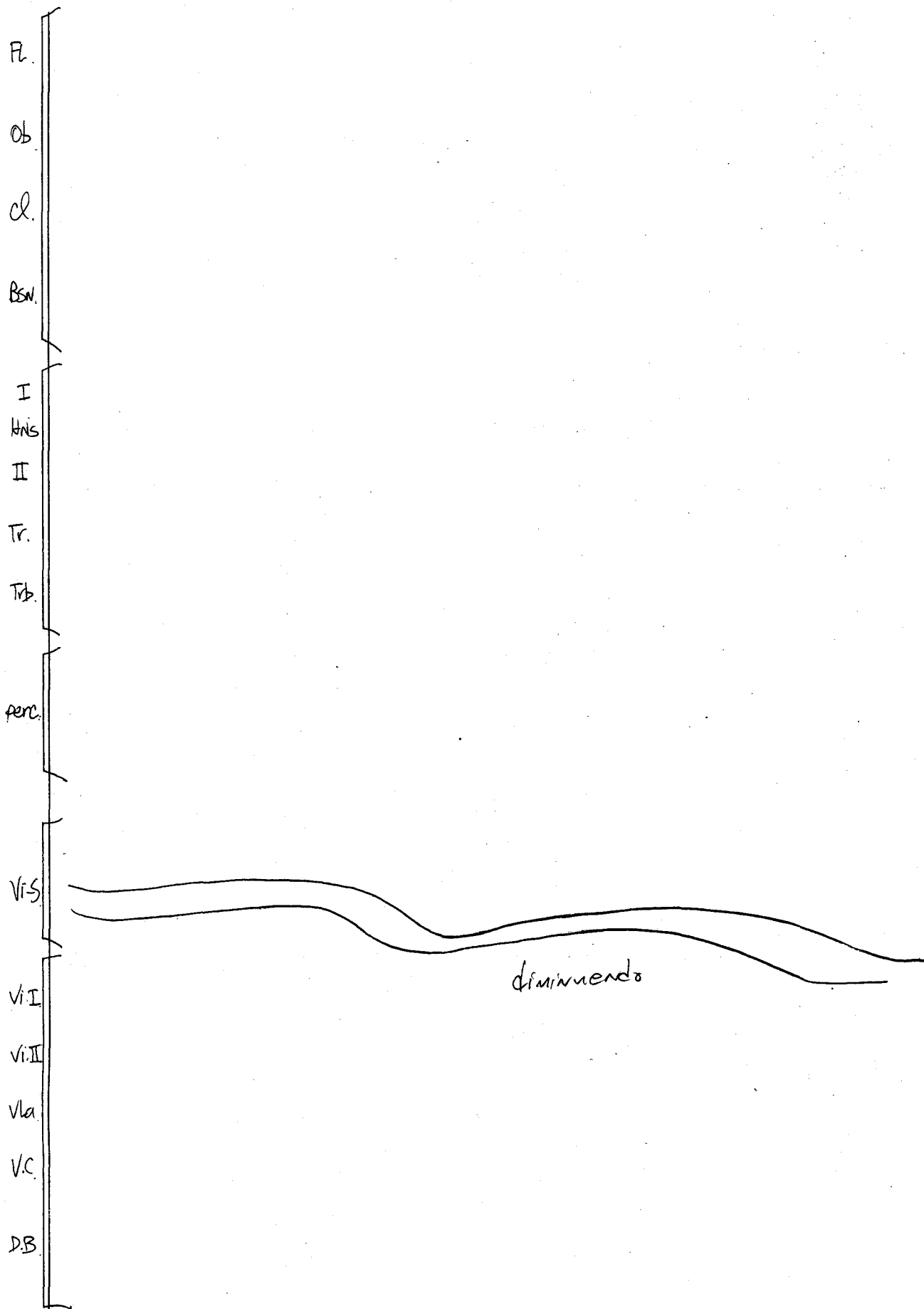
(play on the Rim)

The image shows a handwritten musical score for a percussion and string section. On the left, a vertical staff list includes: FL., Ob., Cl., Bsn., I, II, Tr., Trb., perc., Vi. I, Vi. II, Vla., Vc., and D.B. The percussion part (perc.) features a large empty rectangular box, followed by a square box containing a drum set icon with a cross and the letter 'P' below it, and the handwritten instruction "(play on the Rim)". The string part (Vi. I and Vi. II) shows a double sharp symbol (#) and a dynamic marking (>>) above a dashed line.



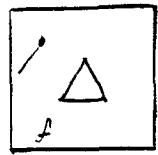
FL.  
Ob.  
Cl.  
Bsn.  
I  
Hns  
II  
Tr.  
Trb.  
frcd.  
V.I.  
V.II.  
Vla.  
V.C.  
DB.

artificial harmonics  
(Gliss)  
f



Fl.  
Ob.  
Cl.  
Bsn  
I  
Wdr  
II  
Tr.  
Tb.  
pcc  
Vi-S  
ViI  
ViII  
Vla  
Vc  
DB

triangle




metallic sounding.

Very Fast, Spicc.

(Stochastically)

Sul pont.



IV + (III)  
ff

Fl.  
Ob.  
Cl.  
Bsn  
I  
Hns  
II  
Tr.  
Trb.  
perc.  
Vi-S  
Vi.I  
Vi.II  
Vla.  
Vc.  
Db.

Handwritten musical notation on a staff for Violin I (Vi.I). The staff contains a treble clef and a series of wavy, scribbled lines representing musical notes. A dashed horizontal line is visible above the staff.

FL.  
Ob.  
Cl.  
Bsn.  
I  
Hrns  
II  
Tr.  
Ttb.  
perc.  
Vi.S  
Vi.I  
Vi.II  
Vla.  
V.C.  
D.B.

Pizz  
>(IV)  
mf

Spicc.  
(Continue Stochastically)

FL  
OB  
CL  
DSN

I  
HNS  
II  
TV  
Trb.

(cont transfer)

perc

PPP



VI.S

~~§1~~

VI.I  
VI.II  
VI.a  
VI.C  
DB

FL.  
Ob.  
Cl.  
Bsn.  
I  
Hns  
II  
Tr.  
Ttb.  
Perc.  
Vib.  
Vi.I  
Vi.II  
Vla.  
Vc.  
D.B.

(perc. taut)

Free choice:

The musical notation is on a single staff with a treble clef. It features a series of notes with various accidentals (sharps, flats, naturals) and a fermata over the final note. The notation is enclosed in a rectangular box. Above the staff, four options are labeled: I, II, III, and IV. Each option corresponds to a specific set of accidentals for the notes in the sequence.

FL.  
Ob.  
Cl.  
Bsn.  
I  
Hr.  
II  
Tr.  
Trb.  
Perc.  
Vib.  
Vi.I  
Vi.II  
Vla.  
V.C.  
DB.

(Tom-Tom)

*Sul Pont.*

*mp*

*pp*

BELL

*mp*

(I)

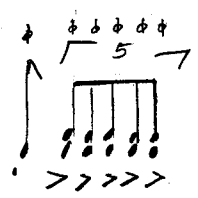
*mp*

Detailed description: This is a handwritten musical score for a percussion and string ensemble. The percussion part (Perc.) features a Tom-Tom drum with a rhythmic pattern of a quarter note followed by four eighth notes, marked with a piano (*p*) dynamic. A bell is also indicated with a square box containing a bell icon and the word 'BELL' above it, with a mezzo-piano (*mp*) dynamic. The string part (Vib., Vi.I, Vi.II) shows a tremolo effect on the Violin I (Vi.I) part, marked with a piano-pianissimo (*pp*) dynamic. There are also some handwritten notes and symbols, including 'Sul Pont.' and '(I)'. The score is written on a staff with various instrument abbreviations listed on the left side.

FL.  
Ob.  
Cl.  
Bsn.  
I  
Hrns  
II  
Tr.  
Tub.  
Perc.  
V.S.  
Vi.I  
Vi.II  
Vla.  
Vc.  
Db.




*Pizz.*  
*fp*




FL.  
Ob.  
Cl.  
Bsn.  
I  
Hrns  
II  
Tr.  
Trb.  
Perc.  
Vi. S  
Vi. I  
Vi. II  
Vla.  
Vc.  
D.B.

(tom toms  
snare,  
cymbals)



spicc.



FL  
Ob.  
CL.  
Bsn.  
I  
Hrns  
II  
Tr.  
Tb.  
Perc  
Vi-S  
Vi-I  
Vi-II  
Vla  
Vc.  
Db.

The image shows a hand-drawn musical score. On the left, a vertical staff lists instruments: FL, Ob., CL., Bsn., I, Hrns, II, Tr., Tb., Perc, Vi-S, Vi-I, Vi-II, Vla, Vc., and Db. The Percussion staff is a horizontal rectangle containing several symbols: a circle, a dot, a square, a rectangle, and a large circle with a dot inside. Below the Percussion staff are five string staves (Vi-S, Vi-I, Vi-II, Vla, Vc., Db.) each containing wavy lines representing musical notation.




Fl.  
Ob.  
Cl.  
Bsn.  
I  
Hrns  
II  
Tr.  
Tub.  
perc.  
Vi.I  
Vi.II  
Vla.  
Vc.  
Db.

Handwritten musical notation for Violin I. The staff begins with a treble clef and a key signature of one flat. The music starts with a forte (*f*) dynamic marking. The first measure contains a quarter note G4 with an accent (>) and a slur over it. The second measure contains a quarter note A4 with an accent (>) and a slur over it. The third measure contains a quarter note B4 with an accent (>) and a slur over it. The fourth measure contains a quarter note C5 with an accent (>) and a slur over it. The fifth measure contains a quarter note B4 with an accent (>) and a slur over it. The sixth measure contains a quarter note A4 with an accent (>) and a slur over it. The seventh measure contains a quarter note G4 with an accent (>) and a slur over it. The eighth measure contains a quarter note F4 with an accent (>) and a slur over it. The piece ends with a fermata over the final note.

Handwritten musical notation for Violin II. The staff begins with a treble clef and a key signature of one flat. The music starts with a forte (*f*) dynamic marking. The first measure contains a quarter note G4 with an accent (>) and a slur over it. The second measure contains a quarter note A4 with an accent (>) and a slur over it. The third measure contains a quarter note B4 with an accent (>) and a slur over it. The fourth measure contains a quarter note C5 with an accent (>) and a slur over it. The fifth measure contains a quarter note B4 with an accent (>) and a slur over it. The sixth measure contains a quarter note A4 with an accent (>) and a slur over it. The seventh measure contains a quarter note G4 with an accent (>) and a slur over it. The eighth measure contains a quarter note F4 with an accent (>) and a slur over it. The piece ends with a fermata over the final note.

FL  
 Ob.  
 CL  
 BSN.  
 I  
 Hrn  
 II  
 Tr.  
 Trb.  
 Sm.  
 Gong  
 Vi-S  
 Vi. I  
 Vi. II  
 Vla.  
 VC.  
 D.B.



Sul Pont.  
 Accel.

Vi-S

Vi-solo (C: 2'50")

20.

(tom-tom)  
 R. Timp.

FL  
Ob.  
Cl.  
Bsn.

I  
HNS  
II  
Tr.  
Ttb

Perc.

V.S.

VI  
VII  
Vla  
VC  
DB

22.

7 #  
7 #  
7 #  
7 #

21.

7 #  
7 #  
7 #  
7 #  
7 ff

23

FL  
Ob.  
CL.  
Bsn.  
I  
Hns  
II  
Tr.  
Tb.  
perc.  
Vi-S.  
VI-I.  
VI-II.  
Vla.  
V.C.  
D.B.

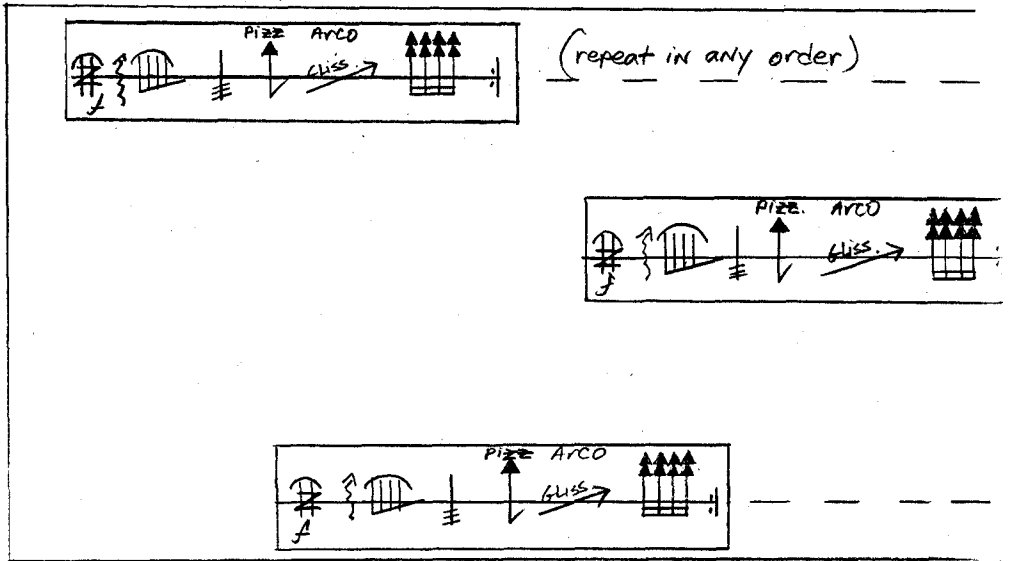
Musical notation for woodwinds and brass instruments. It shows four staves: I Hns, II Hns, Tr., and Tb. Each staff has a treble clef and contains a sequence of notes: a quarter note followed by an eighth note, then a quarter note followed by an eighth note, and finally a quarter note followed by an eighth note. There are also some rests and dynamic markings.

Musical notation for strings and percussion. It shows five staves: Perc., Vi-S., VI-I., VI-II., Vla., V.C., and D.B. Each staff has a treble clef and contains a sequence of notes: a quarter note followed by an eighth note, then a quarter note followed by an eighth note, and finally a quarter note followed by an eighth note. There are also some rests and dynamic markings. The VI-I., VI-II., Vla., V.C., and D.B. staves also feature triplets of eighth notes.

Fl.  
Ob.  
Cl.  
Bsn.  
I  
Hns  
II  
Tr.  
Tpb.  
Perc.  
V.S.  
VI.I  
VI.II  
Vla.  
Vc.  
Db.



24.



FL.  
 Ob.  
 CL.  
 BSN.  
 I  
 Hns  
 II  
 Tr.  
 Trb.  
 Perc.  
 Vi-S.  
 Vi-I  
 Vi-II  
 Vla.  
 VC.  
 DB.

A musical notation box for Violin I and II. It contains a treble clef, a key signature of one sharp (F#), and a 2/4 time signature. The notation includes a quarter note on G4, a quarter rest, a quarter note on A4, a quarter note on B4, a quarter note on C5, a quarter note on D5, and a quarter note on E5. Above the staff, there are symbols for 'Pizz' (pizzicato), 'Arco' (arco), and 'Gliss' (glissando). To the right of the staff, there are three upward-pointing arrows indicating tremolo on the notes G4, A4, and B4. The box ends with a double bar line and repeat dots.

(repeat in any order)

(repeat in any order)

A musical notation box for Viola and Violoncello. It contains a bass clef, a key signature of one sharp (F#), and a 2/4 time signature. The notation includes a quarter note on C3, a quarter rest, a quarter note on D3, a quarter note on E3, a quarter note on F3, a quarter note on G3, and a quarter note on A3. Above the staff, there are symbols for 'Pizz' (pizzicato), 'Arco' (arco), and 'Gliss' (glissando). To the right of the staff, there are three upward-pointing arrows indicating tremolo on the notes C3, D3, and E3. The box ends with a double bar line and repeat dots.

(repeat in any order)

(repeat in any order)

FL.  
Ob.  
Cl.  
3Sn  
I  
Hrns  
II  
Tr.  
Trb.  
perc.  
Vcs  
Vi I  
Vi II  
Vla.  
Vc.  
DB.

25. (GLISS.)

The image shows a page from a musical score. On the left, a vertical staff list includes: FL., Ob., Cl., 3Sn, I Hrns, II Hrns, Tr., Trb., perc., Vcs, Vi I, Vi II, Vla., Vc., and DB. The main score area contains two measures. Measure 25 is marked with a circled '25.' and '(GLISS.)'. It features four staves: Horn I, Horn II, Trumpet, and Trombone. Each staff has a single note with a glissando line above it. The Horn I part starts on a high note, while the other parts start on lower notes. Measure 26 is a rest for all instruments, indicated by horizontal lines on each staff.

(Free choose)

26.

FL

Ob.

Cl.

BSN

I

II

Tr.

Trb.

Perc.

Vi. I

Vi. II

Vla.

Vc.

Db.

FL.  
Ob.  
CL.  
Bsn.  
I  
Hrns II  
Tr.  
Ttb.  
perc.  
Vi. I  
Vi. II  
Vla.  
Vc.  
DB.

FL.

OB.

CL.

Bsn.

I

Hrns II

Tr.

Tpt.

Perc.

Vcs.

VI.

VII.

Vla.

Vc.

DB.

This is a handwritten musical score for a woodwind ensemble, organized into a grid of measures. The score includes various performance instructions, dynamics, and musical notations.

**Measure 1:** FL (Flute)  $f$ ; Hw I (Horn I) rip.  $f$ .

**Measure 2:** BSN (Bassoon)  $mf$ ; VI-I (Violin I) Knock-on the wood w/knocks  $mp$ ; VI-S (Violin S) Pizz.  $f$ .

**Measure 3:** Perc. (Percussion) Cow-bell  $f$ ; CL (Clarinet).

**Measure 4:** VI-I (Violin I) COL Legno  $mp$ ; V.C. (Violoncello) Pizz. Glass.  $f$ ; Vla. (Viola)  $f$ ; Ob. (Oboe)  $f$ .

**Measure 5:** Tr. (Trumpet) FL TONGUE  $f$ ; VI-I (Violin I) SUL PONT.  $f$ ; Vla. (Viola) trem.  $ff$ ; Hw. (Horn).

**Measure 6:** VI-S (Violin S) trem.  $mf$ ; Tr. (Trumpet)  $f$ ; V.C. (Violoncello) Pizz.  $p$ ; VII (Violin II) unusual Bow Pressure  $ffz$ .

**Measure 7:** Hw II (Horn II) Slap the mouthpiece  $mf$ ; FL (Flute)  $pp$ ; D.B. (Double Bass) SINGING PIZZ  $ff$ ; BSN. (Bassoon)  $f$ ; FL (Flute)  $f$ .

The score is framed by a series of jagged, sawtooth-like lines at the top and bottom, and a vertical line on the left side.

This is a handwritten musical score for a percussion ensemble, organized into a grid of 6 rows and 5 columns. The score includes various instruments and their specific playing techniques, along with dynamic markings and performance instructions.

			VII. Pizz. <i>p</i> <i>p</i>	Cl.  <i>f</i>	
	D.R.  <i>f</i>	Fl.  <i>p</i>		Tr. fall-off  <i>f</i>	Perc. Slide Whistle  <i>f</i>
	Trb.  <i>f</i>	Perc. Bell  <i>mf</i>			Ob. (sneak with the reed)  <i>f</i>
	Vi-S  <i>f</i>		VI-I  <i>f</i>	Bsn.  <i>f</i>	
II  <i>fp</i>		VI-S Pizz  <i>f</i>			
	Vla. HARMONIC  <i>p</i>		VII  <i>mf</i>	Hrn.I. screech w/ mouth piece  <i>f</i>	Vln. SPICE  <i>f</i>
	Tr.  <i>fp</i>			Perc. snare  <i>p</i>	

27.

Fl.

ob.

Cl.

Bsn.

I

Hrns

II

Tr.

Tpt.

Temp.

Vi. S.

Vi. I.

Vi. II.

Vla.

V.C.

D.B.

*diminuendo*

*diminuendo*

*diminuendo*

*diminuendo*

*diminuendo*

*dim.*

*diminuendo*

*diminuendo*



FL

Ob

CL

Bsn

I  
Mns

II

Tr  
Tb

Perc

Vc

VI I

VI II

Vla

Vc

DB

*mezzo*

*mezzo*

*mezzo*

*mezzo*

*mezzo*

*mezzo*

*mezzo*

*mezzo*

*mezzo*

*mezzo*

*mezzo*

*mezzo*

28.

29.

Pizz.  
↑  
↓  
sf

VI I

VI II

Vla

*sfz*

*sfz*

*sfz*

*diminuendo*

*diminuendo*

*diminuendo*

FL.  
Ob.  
Cl.  
Bsn.  
I  
Hrns  
II  
Tr.  
Trb.  
perc.  
Vcl.  
Vi.I  
Vi.II  
Va.  
VC.  
DB.

The image shows a handwritten musical score for Violin I (Vi.I). The staff is in treble clef. The notation includes a treble clef, a key signature of one sharp (F#), and a 4/4 time signature. The score contains the following handwritten annotations:

- A treble clef and a key signature of one sharp (F#) are written at the beginning of the staff.
- A 4/4 time signature is written at the beginning of the staff.
- A handwritten note with a stem and a flag is written on the staff, with the word "(Arco)" written above it.
- An upward-pointing arrow is written on the staff, with the word "Pizz." written above it.
- A handwritten note with a stem and a flag is written on the staff, with the word "(IV)" written above it and a fermata symbol above the note.
- A handwritten note with a stem and a flag is written on the staff, with the word "Pizz." written above it and the word "Quis" written below it.

FL.  
ob.  
CL.  
Bsn.  
I  
Hns  
II  
Tr.  
Ttb.  
perc.  
Vi-S  
Vi-I  
Vi-II  
Vla.  
V.C.  
D.B.

30

*fpp*  
*fpp*  
*fpp*  
*fpp*  
*fpp*

*arco*

*mezz*  
*mezz*  
*mezz*

FL.

Ob.

Cl.

Bsn.

I

Hrns

II

Tr.

Tbn.

Rec.

Vis.

ViI

ViII

31.

Vla.

Vcl.

DB.

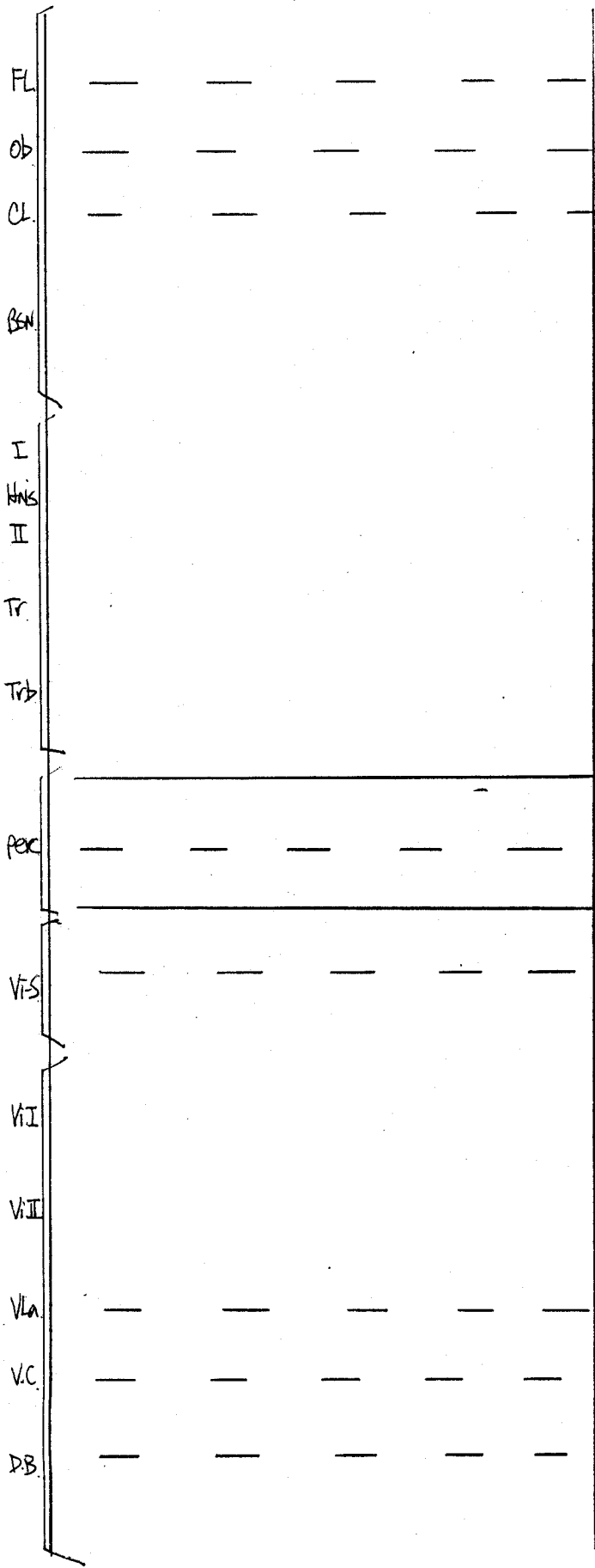


FL  
Ob.  
CL  
BSN  
I  
II  
Tr.  
Trb.  
Perc.  
Vln. I  
Vln. II  
Vla.  
Vcl.  
Db.

*ad lib. (chromatic tetrachord)*  
*[transposed]*

*f*

*Sempre*



34



Fl.  
Ob.  
Cl.  
Bsn.  
I  
Hr.  
II  
Tr.  
Tbn.  
Perc.  
Vib.  
V.I  
V.II  
Vla.  
Vc.  
Db.

35.

(Crown using reed or mouthpiece only)

Fl. f  
Ob. f  
Cl. f  
Bsn. f

(Buzz using mouthpiece only)

I f  
Hr. f  
II f  
Tbn. f

FL.  
Ob.  
Cl.  
Bsn.

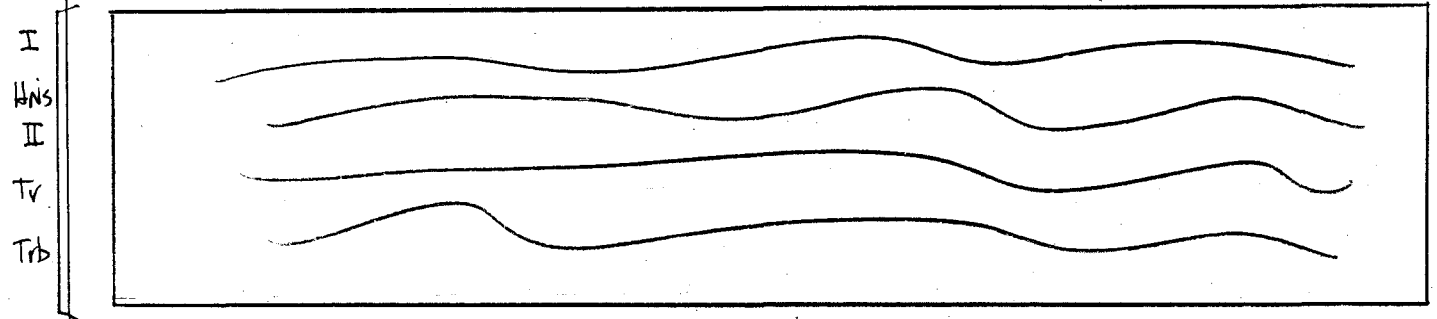
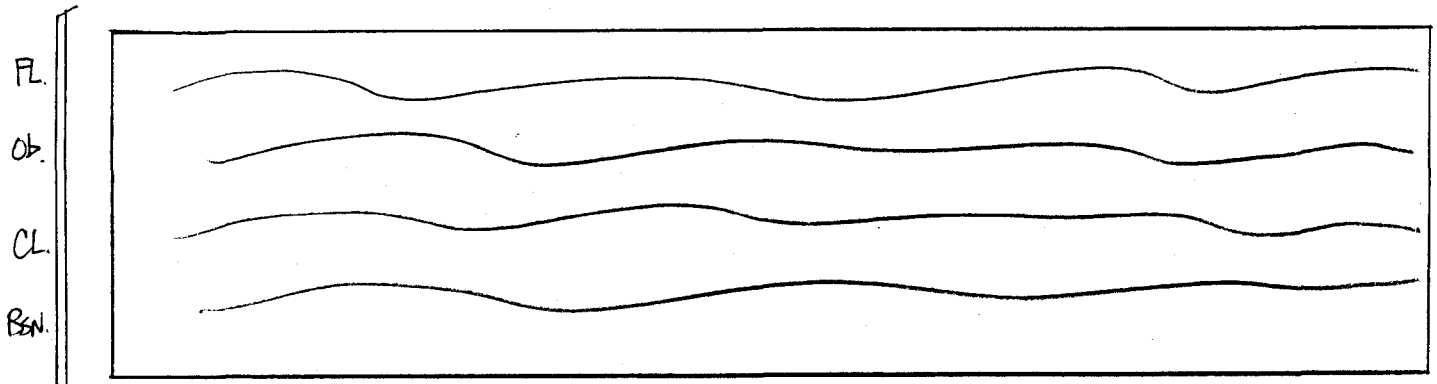
I  
Hr.  
II  
Tr.  
Trb.

Perc.

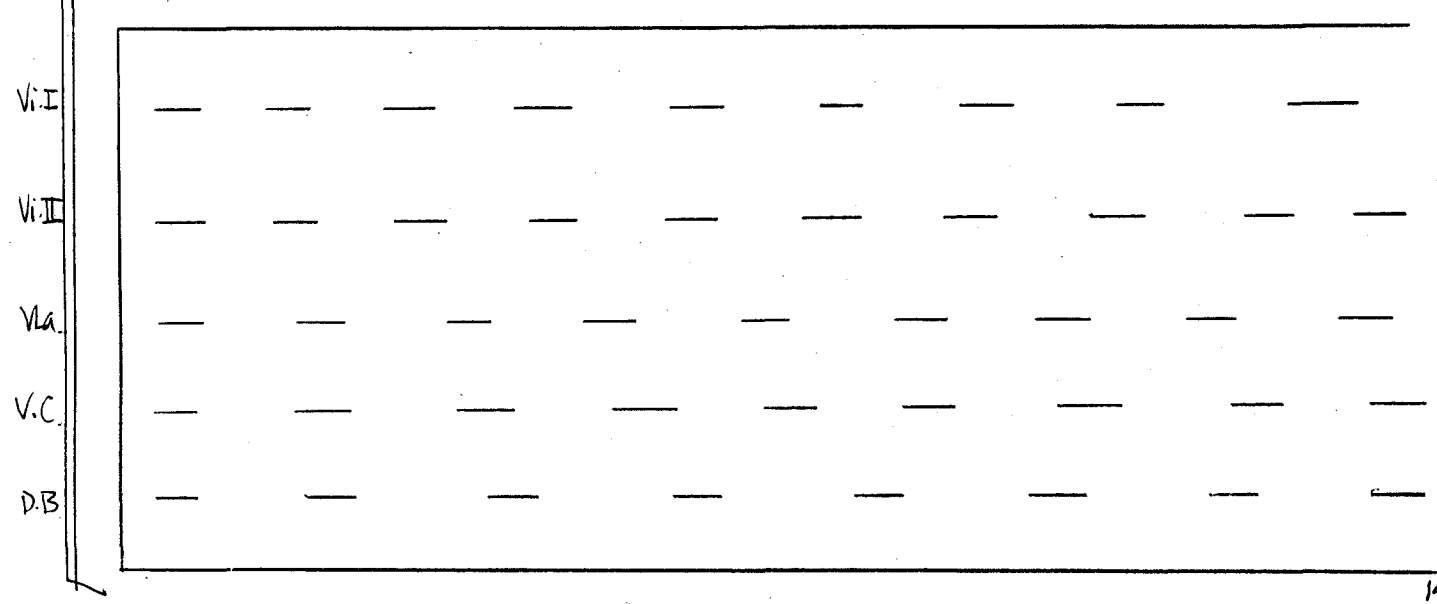

Vi-S

Vi-I  
Vi-II  
Vla.  
V.C.  
D.B.

36. (on the tailpiece)



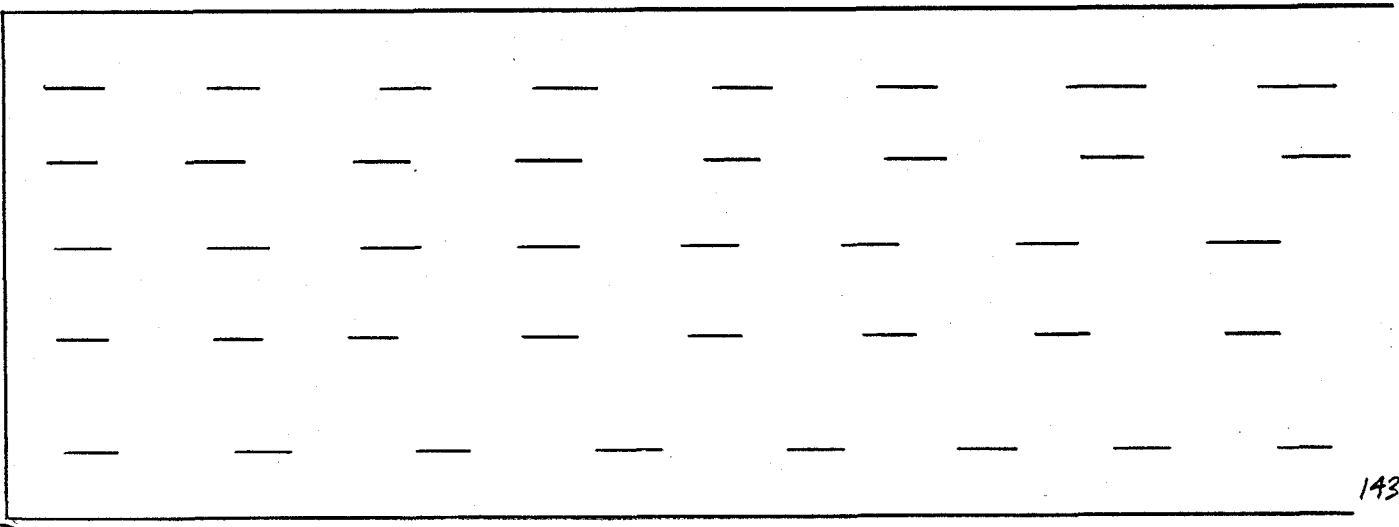
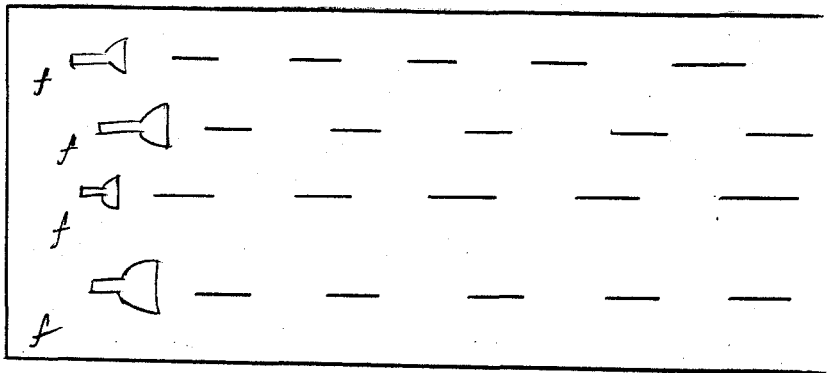
37.



FL.  
Ob.  
Cl.  
B.N.  
I  
H.N.S.  
II  
Tr.  
Tob.  
Perc.  
V.S.  
VI.I  
VI.II  
V.a  
V.C  
D.B.

38.

(Reverse mouth-  
piece. Blow air)



FL  
Ob  
Cl  
Bsn

(39.)  
Key  
Clicks

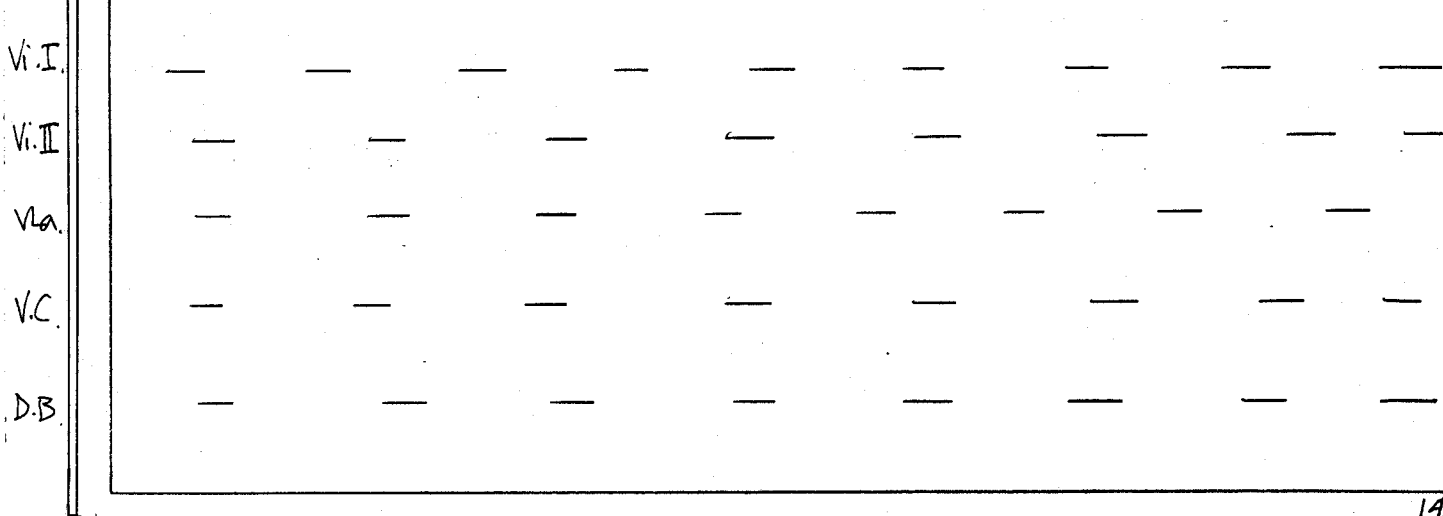
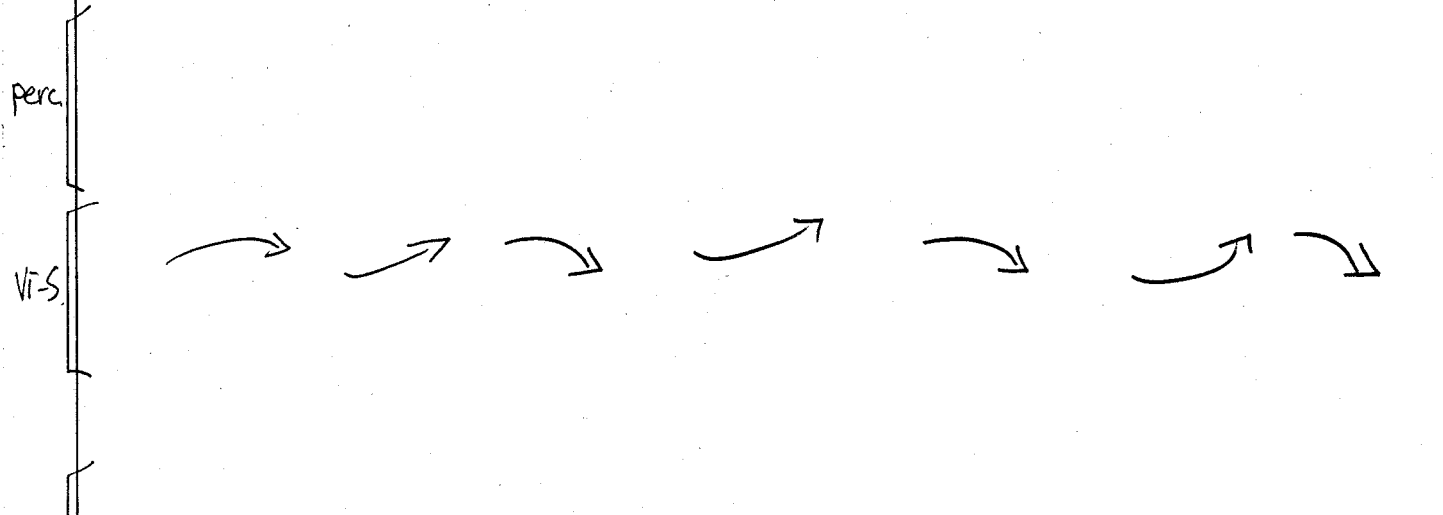
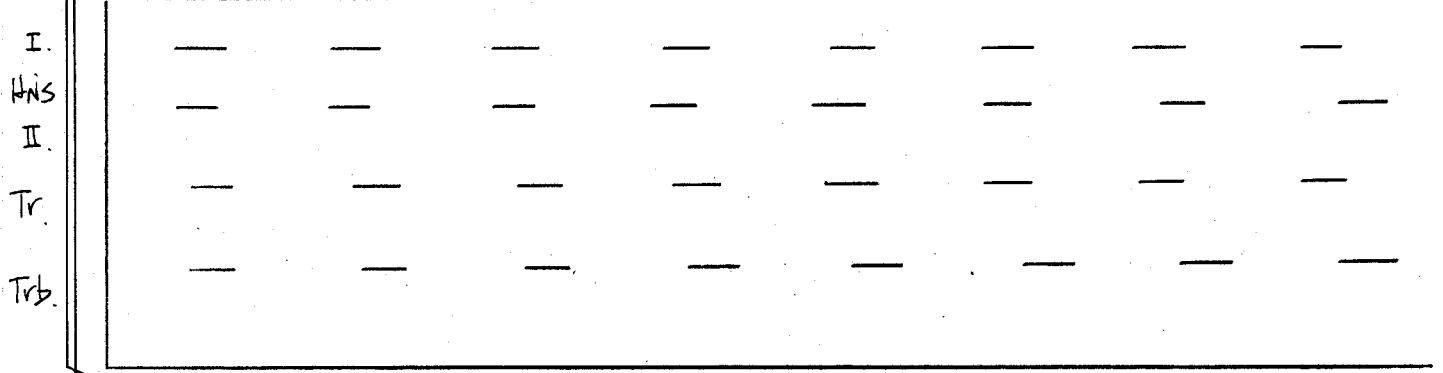
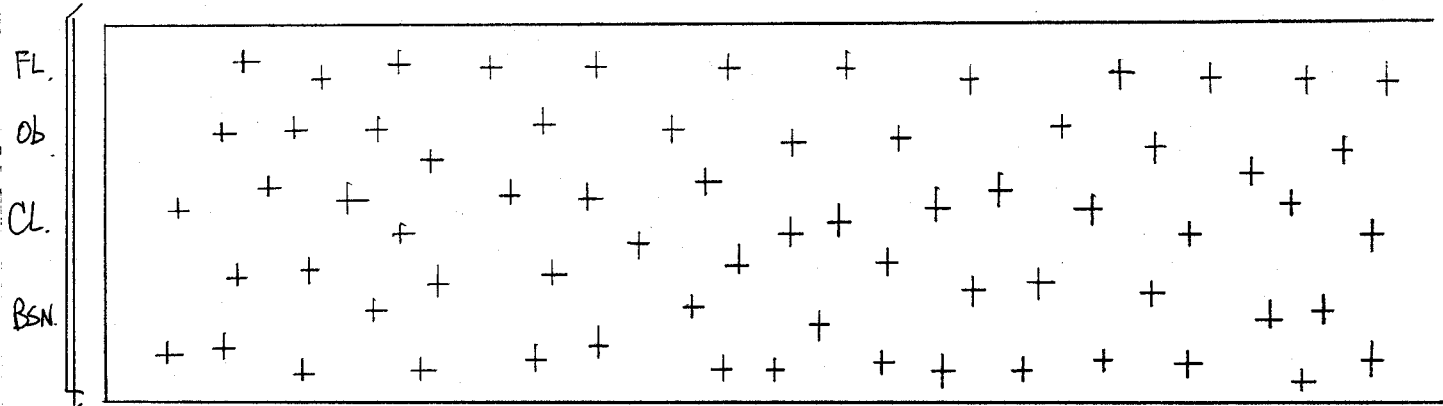
f

I  
Hrns  
II  
Tr  
Tb

perc

40. *Glissando*  
ff

Vi I  
Vi II  
Vla  
Vc  
Db



41.

Fl.		+	+	+	+	+	
Ob.		+	+	+	+	+	
Cl.		+		+		+	+
Bsn.			+		+	+	
		<i>diminuendo</i>			<i>riente</i>		
I		—	—	—	—	—	—
Hns		—	—	—	—	—	—
II.		—	—	—	—	—	—
Tr.		—	—	—	—	—	—
Trb.		—	—	—	—	—	—
		<i>diminuendo</i>			<i>riente</i>		
perc.							
Vi-S.						<i>trem.</i>  <i>Ap</i>	
Vi-I		—	—	—	—	—	—
Vi-II		—	—	—	—	—	—
Vla.		—	—	—	—	—	—
V.C.		—	—	—	—	—	—
D.B.		—	—	—	—	—	—
		<i>diminuendo</i>			<i>riente</i>		

Fl.  
Ob.  
Cl.  
Bsn.  
I  
Hns II  
II  
Tr.  
Trb.  
perc.  
Vi-S

**43.** (repeat in any order, use different pitches)

Exercise 43 consists of five staves of musical notation. Each staff begins with a piano (*p*) dynamic marking. The patterns are as follows:  
 - Staff 1: A quintuplet (5), a triplet (3), and a quadruplet (4).  
 - Staff 2: A quintuplet (5) and a triplet (3).  
 - Staff 3: A quintuplet (5), a triplet (3), and a quadruplet (4).  
 - Staff 4: A quintuplet (5), a triplet (3), and a quadruplet (4).  
 Each pattern is followed by a repeat sign (double bar line with dots).

**42.** (repeat in any order, use different pitches)

Exercise 42 is for string instruments and includes a *Pizz.* (pizzicato) instruction. It features five staves with the following patterns:  
 - Staff 1 (Vi I): Quintuplet (5), triplet (3), quadruplet (4), sextuplet (6).  
 - Staff 2 (Vi II): Quintuplet (5), triplet (3), quadruplet (4), sextuplet (6).  
 - Staff 3 (Vla.): Quintuplet (5), triplet (3), quadruplet (4), sextuplet (6).  
 - Staff 4 (V.C.): Quintuplet (5), triplet (3), quadruplet (4), sextuplet (6).  
 - Staff 5 (DB): Quintuplet (5), triplet (3), quadruplet (4), sextuplet (6).  
 Each pattern is followed by a repeat sign. Horizontal dashed lines extend to the right of each staff.

44.

(repeat in any order, use different pitches)

FL. ————— *crescendo* ————— *crescendo*

Ob. ————— *crescendo* ————— *crescendo*

Cl. ————— *crescendo* ————— *crescendo*

BSN ————— *crescendo* ————— *crescendo*

---


I *crescendo* ————— *crescendo*

II *crescendo* ————— *crescendo*

Tr. *crescendo* ————— *crescendo*

Tb. *crescendo* ————— *crescendo*

---

perc. (repeat in any order) **45.** *Mf*  —————

(snare)

---

Vi.S

---

Vi.I ————— *crescendo* ————— *crescendo*

Vi.II ————— *crescendo* ————— *crescendo*

Vla. ————— *crescendo* ————— *crescendo*

Vc. ————— *crescendo* ————— *crescendo*

Db. ————— *crescendo* ————— *crescendo*

FL. *crescendo*

Ob. *crescendo*

Cl. *crescendo*

Bsn. *crescendo*

I *crescendo*

II *crescendo*

Tr. *crescendo*

Trb. *crescendo*

perc. *crescendo*

Vi-S. *crescendo*

Vi.I *crescendo*

Vi.II *crescendo*

Vla. *crescendo*

Vc. *crescendo*

D.B. *crescendo*

FL	—	—	—	—	—	—	—	—	—
Ob.	—	—	—	—	—	—	—	—	—
CL	—	—	—	—	—	—	—	—	—
BEN.	—	—	—	—	—	—	—	—	—
I	—	—	—	—	—	—	—	—	—
HNS	—	—	—	—	—	—	—	—	—
II	—	—	—	—	—	—	—	—	—
Tr.	—	—	—	—	—	—	—	—	—
Trb.	—	—	—	—	—	—	—	—	—
perc.	—	—	—	—	—	—	—	—	—
Vi-S.	—								
Vi I	—	—	—	—	—	—	—	—	—
Vi II	—	—	—	—	—	—	—	—	—
Vla.	—	—	—	—	—	—	—	—	—
Vc.	—	—	—	—	—	—	—	—	—
D.B.	—	—	—	—	—	—	—	—	—

FL  
Ob  
Cl  
Bsn

RITARDANDO

crescendo

crescendo

crescendo

crescendo

I  
Hns  
II  
Tr.  
Ttb

RITARDANDO

crescendo

crescendo

crescendo

crescendo

perc

RITARDANDO

crescendo

Vi-S

RITARDANDO

crescendo

Vi.I  
Vi.II  
Vla  
Vc  
Db

RITARDANDO

crescendo

crescendo

crescendo

crescendo

crescendo

FL  
Ob  
CL  
Bsn  
I  
Hrns II  
Tr  
Tb  
Perc  
Vib  
V.I  
V.II  
Vla  
Vc  
Db

46. VERY FAST

9

47.

[Bass Drum] (damp)

9, VERY FAST

ARCO