

# Understanding Health Disparities and Perceptions of Discrimination in Greater Cincinnati

**Tammy Mentzel, MPH**

**Assistant Director for Programs and Projects**

**Cincinnati Cancer Center**

**College of Medicine**

# Research Team

Greer Glazer, RN, PhD, CNP,  
FAAN  
Dean College of Nursing  
Associate VP of Health Affairs

Barbara Tobias, MD  
Chair, Dept. of Family & Community  
Medicine, College of Medicine  
Medical Director, Health  
Collaborative





1. Understand health disparities including importance and contributing factors and gain a baseline knowledge of existing health and economic disparities in Cincinnati.
2. Recognize the connections between the perceptions of discrimination in Cincinnati and its' health disparities.
3. Appreciate the importance, strengths, and limitations of working in partnership with community stakeholders to improve health equity, produce a culturally competent health care workforce, and increase the diversity of the local health care workforce to reflect the population.

# Health Disparities

- A higher burden of illness, injury, disability, or mortality experienced by one population group relative to another group.



# Importance

- Limit improvement in overall quality of care and population health and result in unnecessary costs.



# Cincinnati Disparities

- Significant social and economic inequities exist associated with health disparities by race, gender, poverty status and neighborhood.
- Life expectancy at birth varies by up to 20 year difference for residents in Cincinnati neighborhoods.

# Economic Disparities



14,000 families living in poverty in City of Cincinnati; 76% African American.



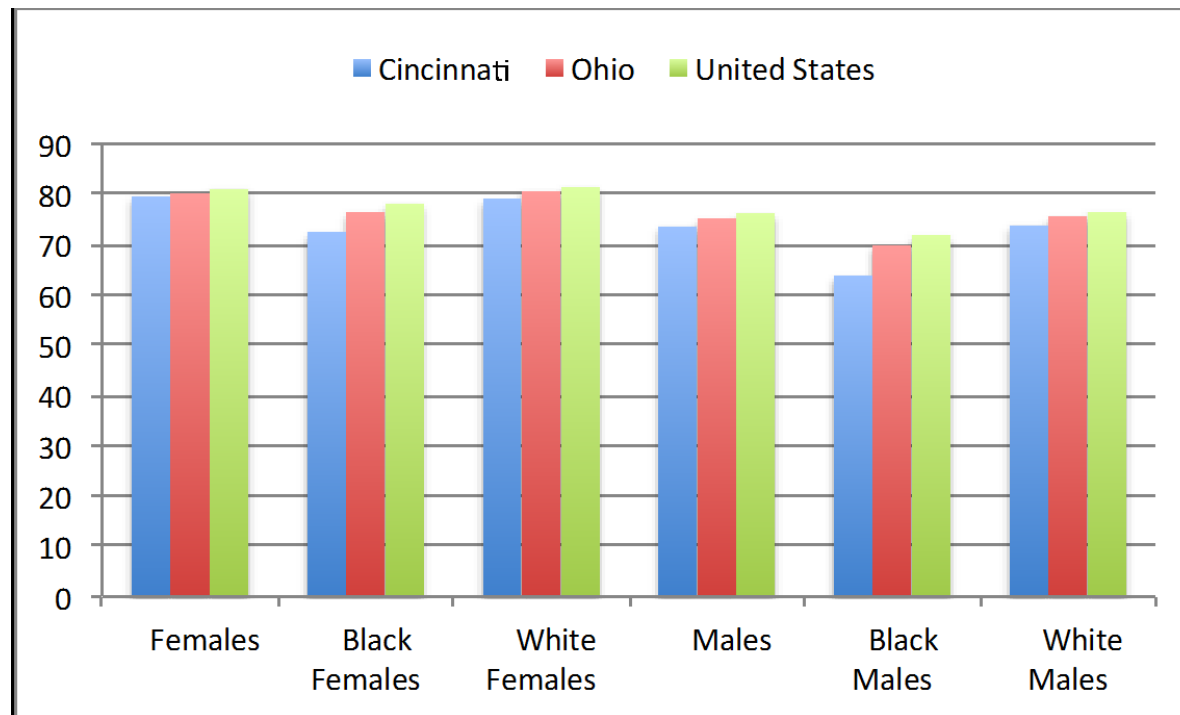
CPS – 63% are African American and 73% are economically disadvantaged



Homeownership – 75% whites vs. 33% African Americans

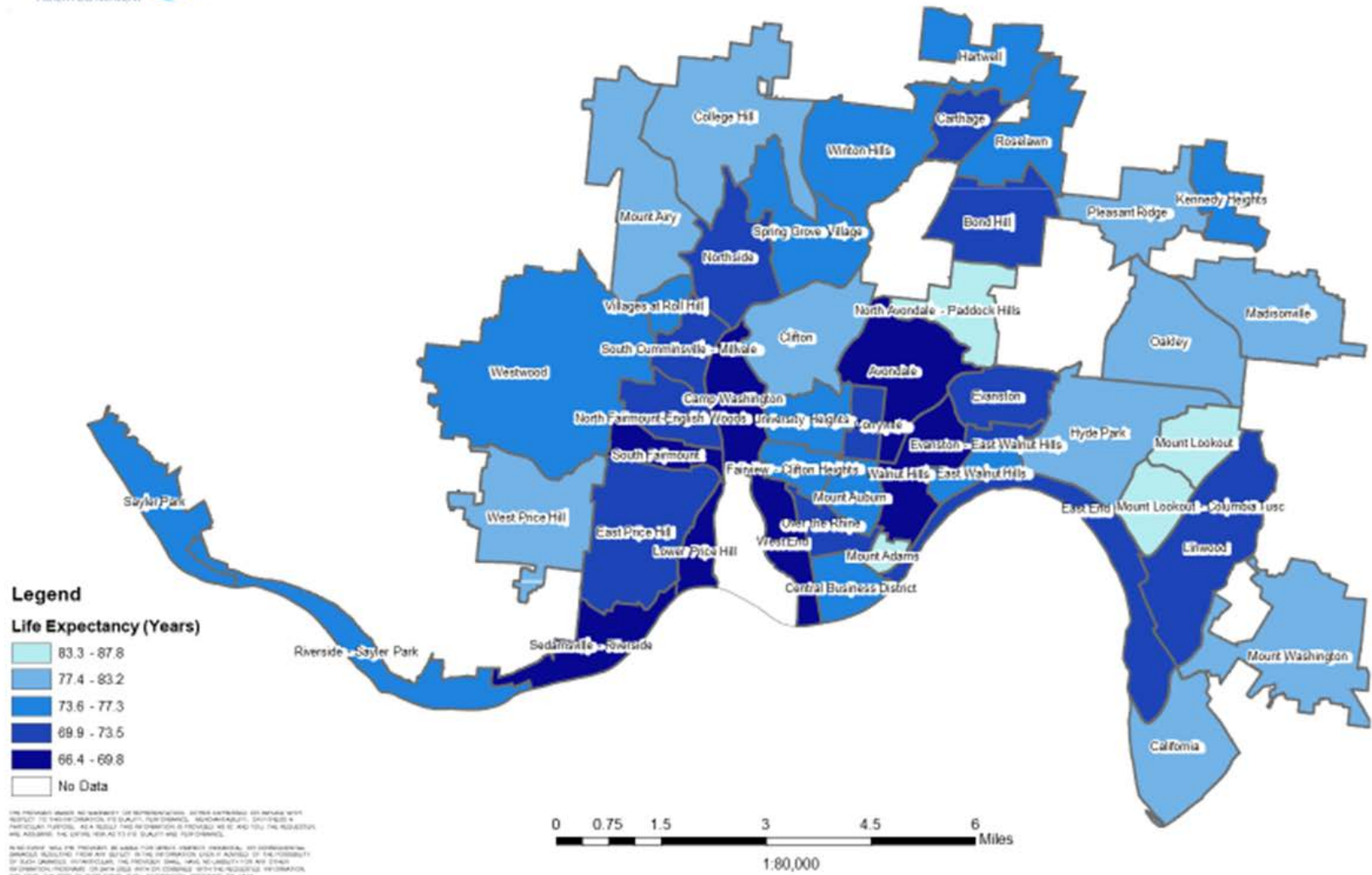
Source: The State of Black Cincinnati 2015: Two Cities

# Life Expectancy by Gender and Race in Cincinnati, Ohio and US (2001-2009)



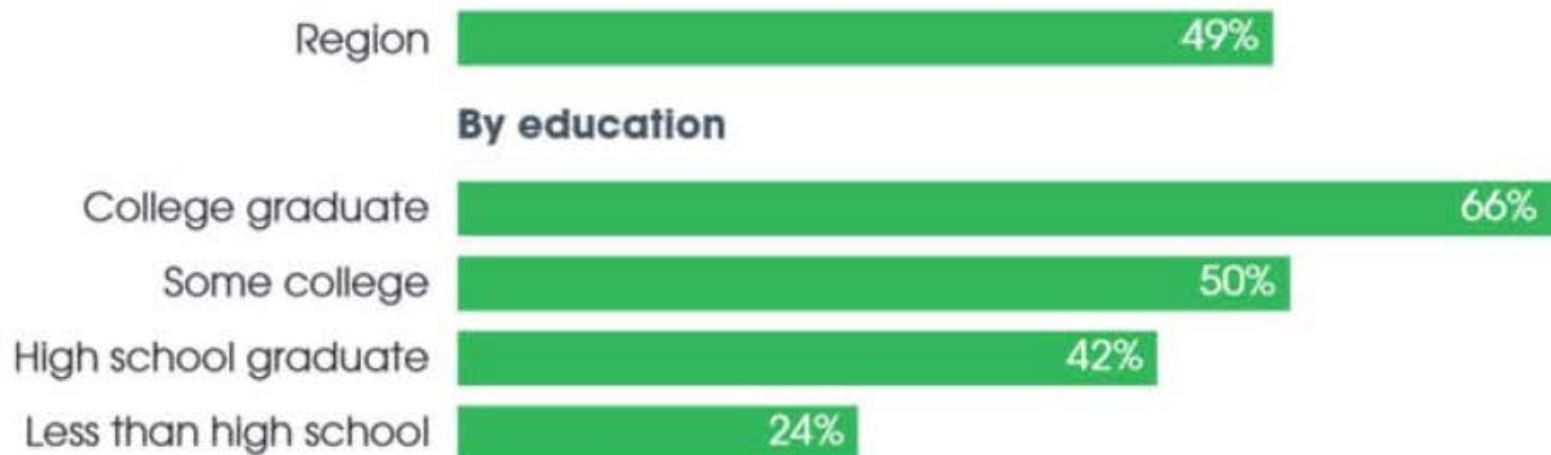
Source: Community Health Assessment (2017)

## Differences in Life Expectancy (in Years) by Cincinnati Neighborhood



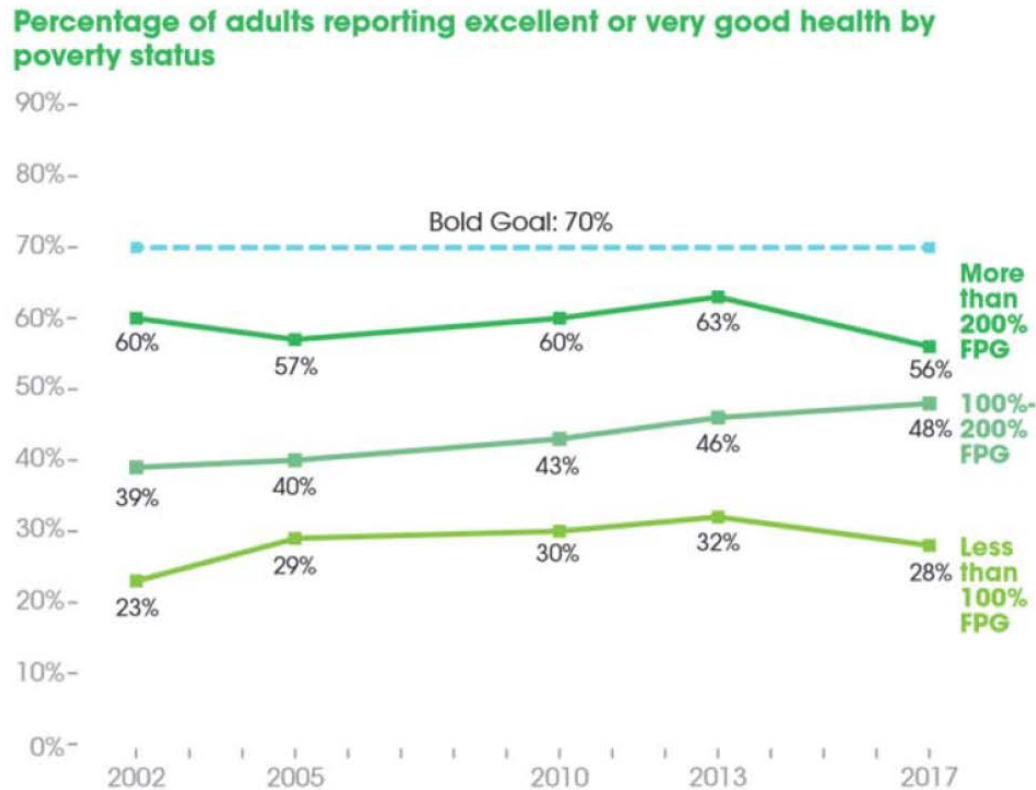
# Health and Education

## Excellent or very good health



Source: Interact for Health Community Health Status Survey, May 2017

# Health and Poverty Status




Source: Interact for Health Community Health Status Survey, May 2017

# Contributing Factors

- Individual
- Provider
- Health System
- Societal
- Environmental

# Perceptions of Discrimination



**Surveys in  
Cincinnati**



# 2012 Aligning Forces for Quality Survey

**Have you ever felt that the doctor or medical staff you saw judged you unfairly or treated you with disrespect because of ...**  
(Cincinnati results only, 2012 AF4Q survey)

**... your race or ethnic background**

**... your ability to pay or the type of health insurance**

All races, Cincinnati 2%

12%

African American, Cincinnati 10%

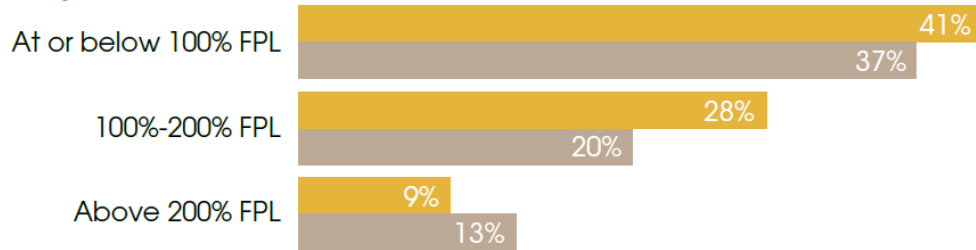
18%

White, Cincinnati 1%

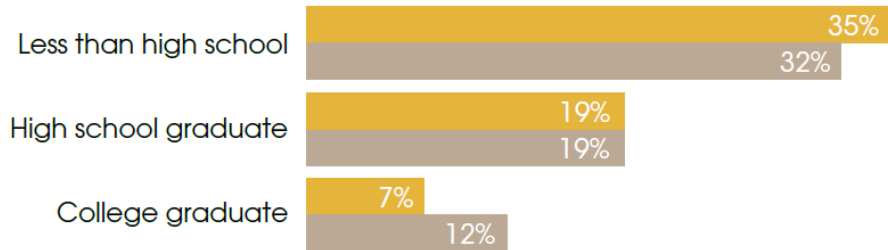
10%

## Lack of or type of insurance as a barrier to finding a trusted provider

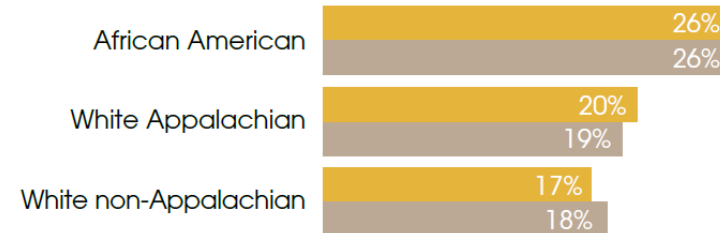
### Poverty level



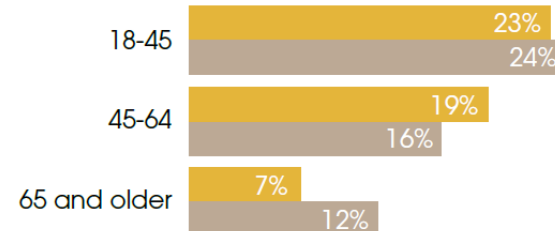
### Education



### Race



### Age



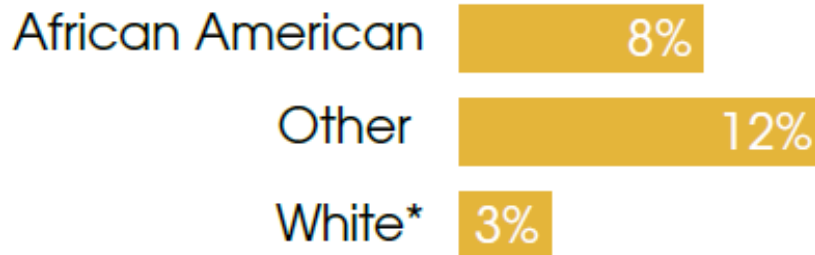
INTERACT  
FOR HEALTH

# Race/ethnicity barrier to finding trusted provider?

Greater Cincinnati 4%

INTERACT  
FOR HEALTH

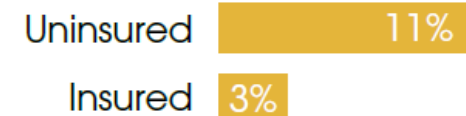
## Race



## Poverty level



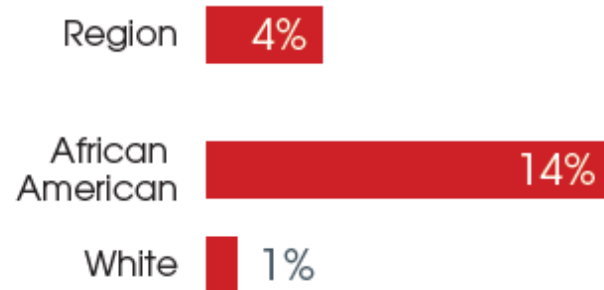
## Insurance status



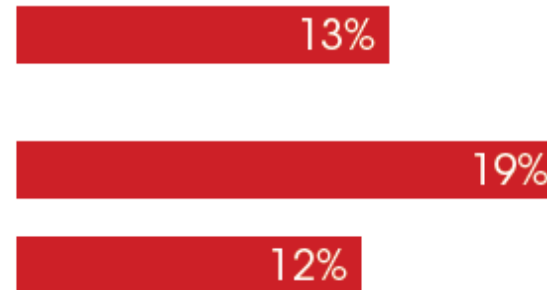
# Winter 2017 Greater Cincinnati Survey

Have you ever felt that the doctor or medical staff you saw judged you unfairly or treated you with disrespect because of ...

... your race or ethnic background



... your ability to pay or  
the type of health insurance



# Winter 2017 Greater Cincinnati Survey (continued)

Do you think there was ever a time when you would have received better care if you ...

... belonged to a different race or ethnic group

... spoke English more fluently




# What can we do to improve?



# UU HEALTH





# Community Advisory Board

*Align consensus around health equity, health workforce development and diversity in the community with the institutional health workforce goals and to support sustainability*



# Evaluating Cultural Competency

Self-Reported  
Cultural  
Competency  
Assessment

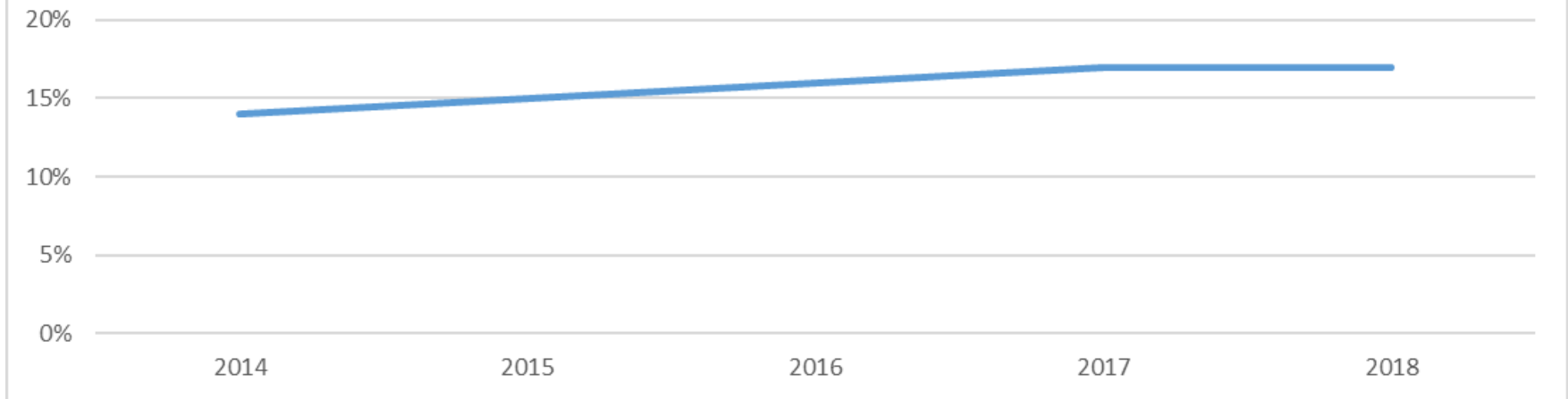


Interprofessional  
Education

E-curriculum  
Review

Service Learning

## Underrepresented Minority Student Enrollment in AHC Colleges Fall 2014 - Fall 2018



Source: UC IR Institutional Dashboards

# Next Lives Here Urban Health Goals



**Goal 1** - Partner with and build on the resources of the community to co-create solutions to improve equitable health and well-being by using evidence based practice



**Goal 2** – Develop diverse, culturally-competent, interdisciplinary members to create a diverse healthcare workforce



# References

City of Cincinnati Health Commissioner's Accreditation Lead Team. (2017, December). Community Health Assessment. Retrieved from [https://www.cincinnati-oh.gov/health/assets/File/EDIT%20THIS%20CHA\\_12\\_21\\_17%20FINAL.pdf](https://www.cincinnati-oh.gov/health/assets/File/EDIT%20THIS%20CHA_12_21_17%20FINAL.pdf)

Henry J. Kaiser Family Foundation. (2012, December). Focus on Health Care Disparities. Retrieved from <https://kaiserfamilyfoundation.files.wordpress.com/2013/01/8396.pdf>

Interact for Health Greater Cincinnati Community Health Status Survey. (2014, June). Income, race pose barriers to finding trusted providers.

Interact for Health Community Health Status Survey. (2017, May). Income, age and education affect health in our region.

Interact for Health. (2017, December). Perceptions of discrimination when accessing health care among adults in Greater Cincinnati and Northern Kentucky.

Robert Wood Johnson Foundation. (2017). Aligning Forces for Quality Survey.

University of Cincinnati Institutional Research Institutional Dashboard.

Urban League of Greater Southwestern Ohio. (2015). The State of Black Cincinnati 2015: Two Cities. Retrieved from <http://www.ulgso.org/news/68/150/State-of-Black-Cincinnati/d,CustomStateofBlackCincinnatiandDaytonNewsDetail>



**More Info...**

**Tammy Mentzel, MPH**  
**[Tammy.Mentzel@uc.edu](mailto:Tammy.Mentzel@uc.edu)**  
**513-558-5574**