

Design Process Depiction for Richer Process Experience

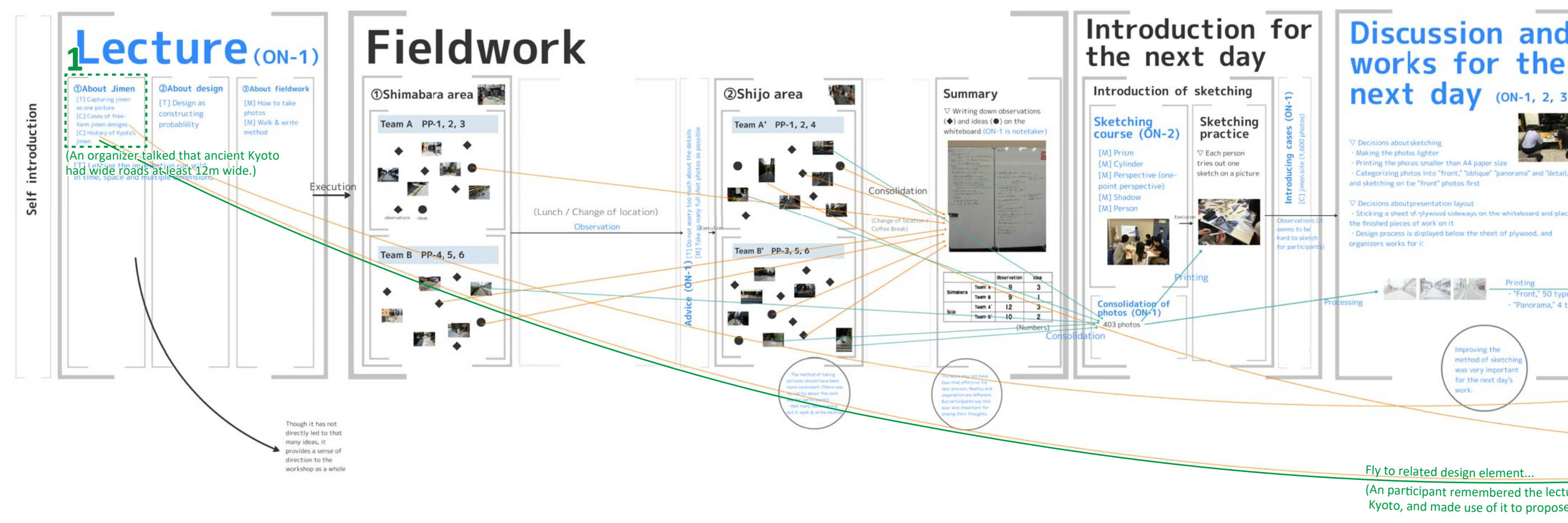
Kyoto, Japan

A depicted design process of "about Jimen" workshop held at "Kyoto University Summer Design School 2016"

* "Jimen" is roughly equivalent to ground in English, but it also implies more than a physical ground or surface of ground, such as geography, a land lot, or the earth.

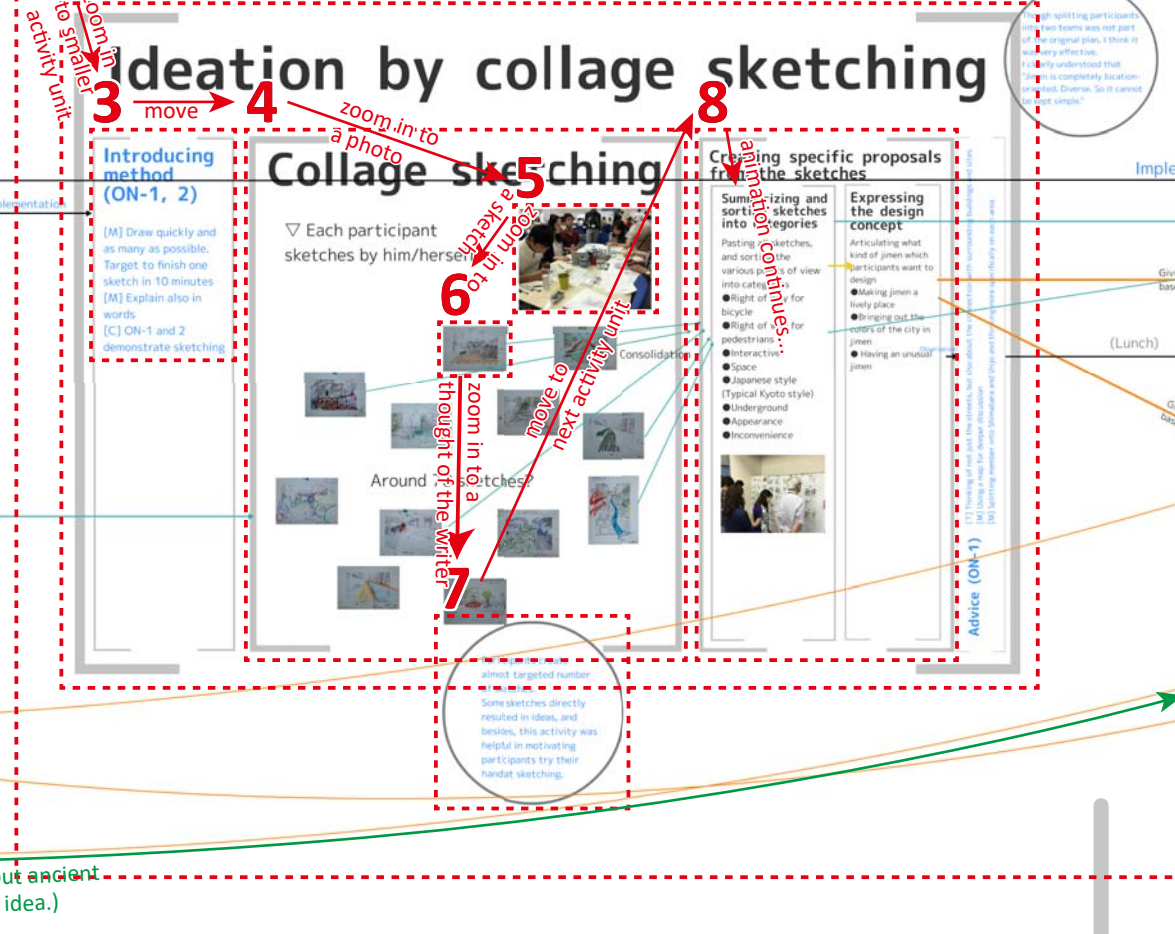
Day 1 →

10:00 11:00 12:00 13:00 14:00 15:00 16:00 17:00 18:00



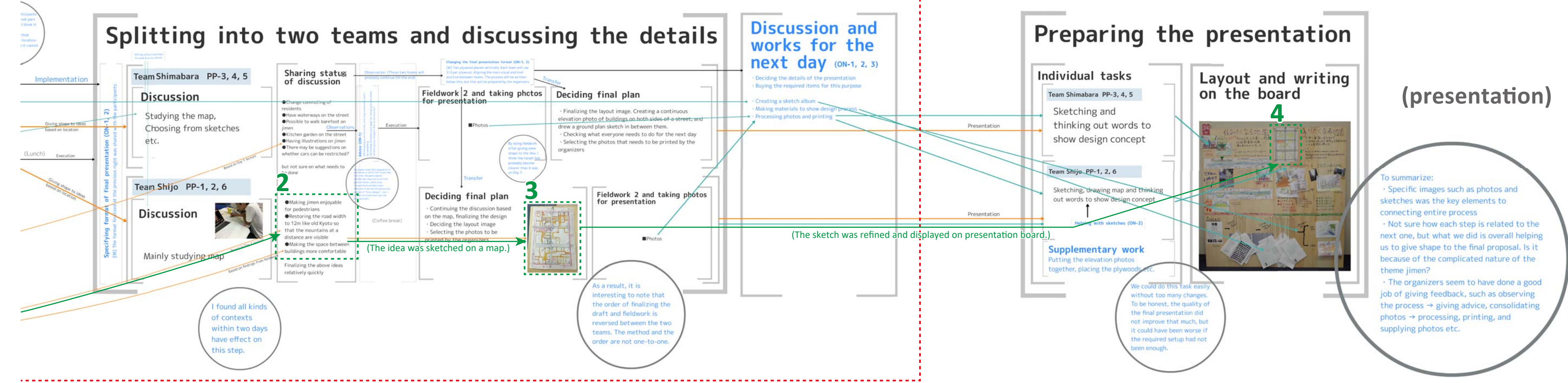
Day 2 →

9:00 10:00 11:00 12:00



Day 3 →

9:00 10:00 11:00 12:00



*Red and green arrows show parts of sequence of designated animation on "Prezi"
 Red: transition of activity units
 Green: transition of design elements

Background and Purpose

Design processes are so complex that it is not easy to remember, reflect and record in detail after the actual processes are over. This paper proposes a notation to depict a design process as a whole while keeping its original complexity in terms of visual and structural aspects.

Method - Designing a Notation using "Prezi"

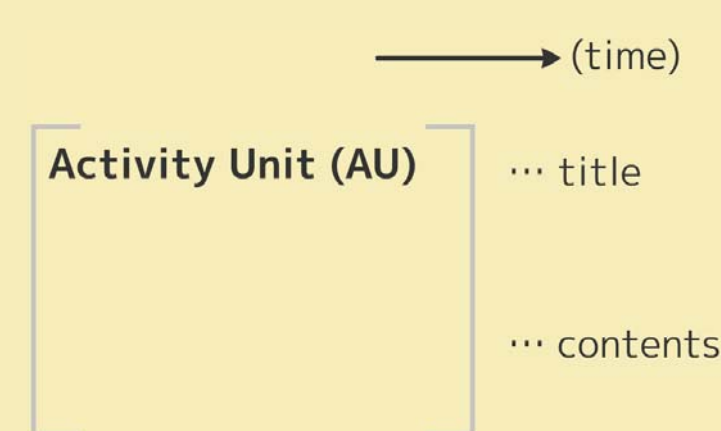
We use a design process of an actual design workshop as a case to derive the notation while using the online presentation tool "Prezi" as an interaction framework. Prezi's animation mode allows us designate a sequence along which viewers can experience the design process by zooming in some activity units and design elements. The notion affords two types of structures to represent design processes, through activity units, a series of actions of the same kind, and design elements including ideas, prototypes and theories emerged, created, and applied during the design process.

Analysis - Experiencing the Notation

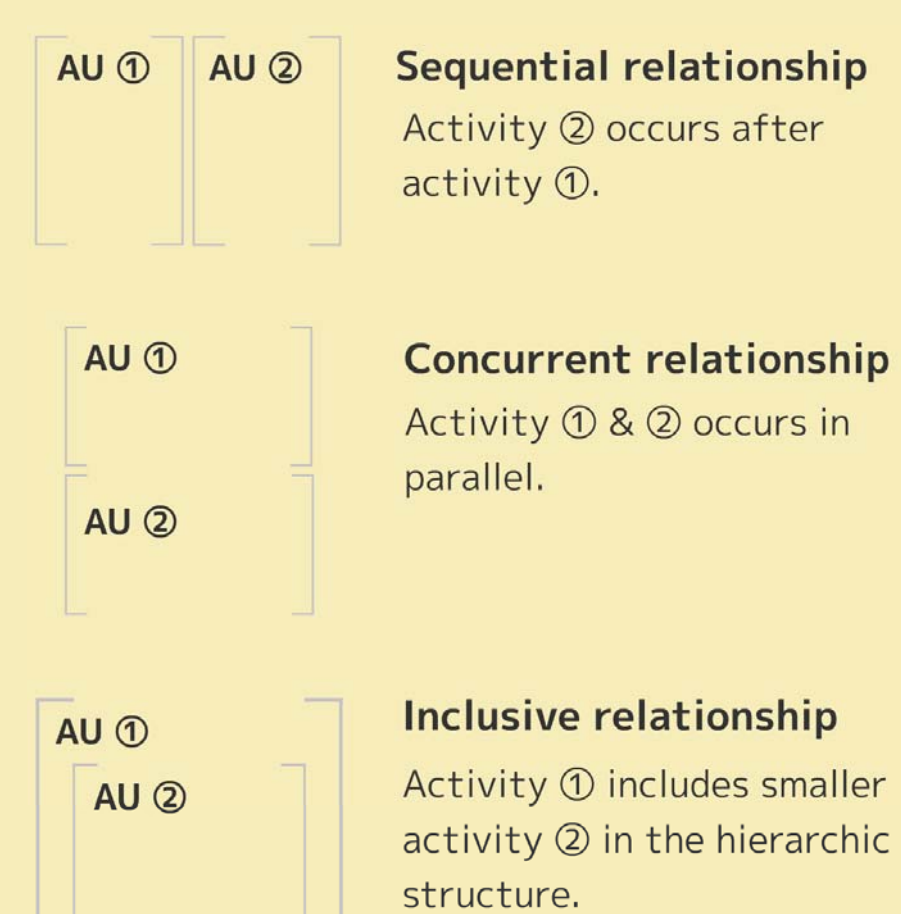
We then investigated the depicted design process by re-experiencing the process as a first-person engagement using the designed notation. We can look back the design process in order from the start to the end by following activity units. Following the transitions among design elements allows us to focus on essential objects in the design process. The depicted process illustrate that the two structures of activity units and design elements are not corresponding to but independent of each other.

* The original Prezi data of the depiction is available at the website.
<https://tr.im/sds2016process>

Activity Units



Relationships among Activity Units



Design Elements

- ◆ ... examination, analysis etc.
 - ... idea
 - ... physical item (prototype, sketch, photo etc.)
 - ▽ ... behavior
 - [T] ... theory
 - [M] ... method
 - [C] ... case
- * Activity units are also treated as ones of design elements.


Transition of Design Elements

- ... transition of concept (idea, examination, method etc.)
- ... transition of physical item (prototype, sketch, photo etc.)
- ... other transitions (cause-and-effect relationship etc.)

Others

- Font Color: Blue ... done by organizers; Gray ... not part of the workshop (lunch etc.); Black ... others (done by participants etc.)
- Members: PP-1,2,... ... participants; ON-1,2,... ... organizers
- Thoughts of the writer

Legend of the Notation



Author(s)

Yusuke Kita
 Nozomu Kutomi
 Tomohiro Sakaguchi
 Kumiyo Nakakoji

Organization

Kyoto University
 Kyoto University
 Kyoto University
 Kyoto University