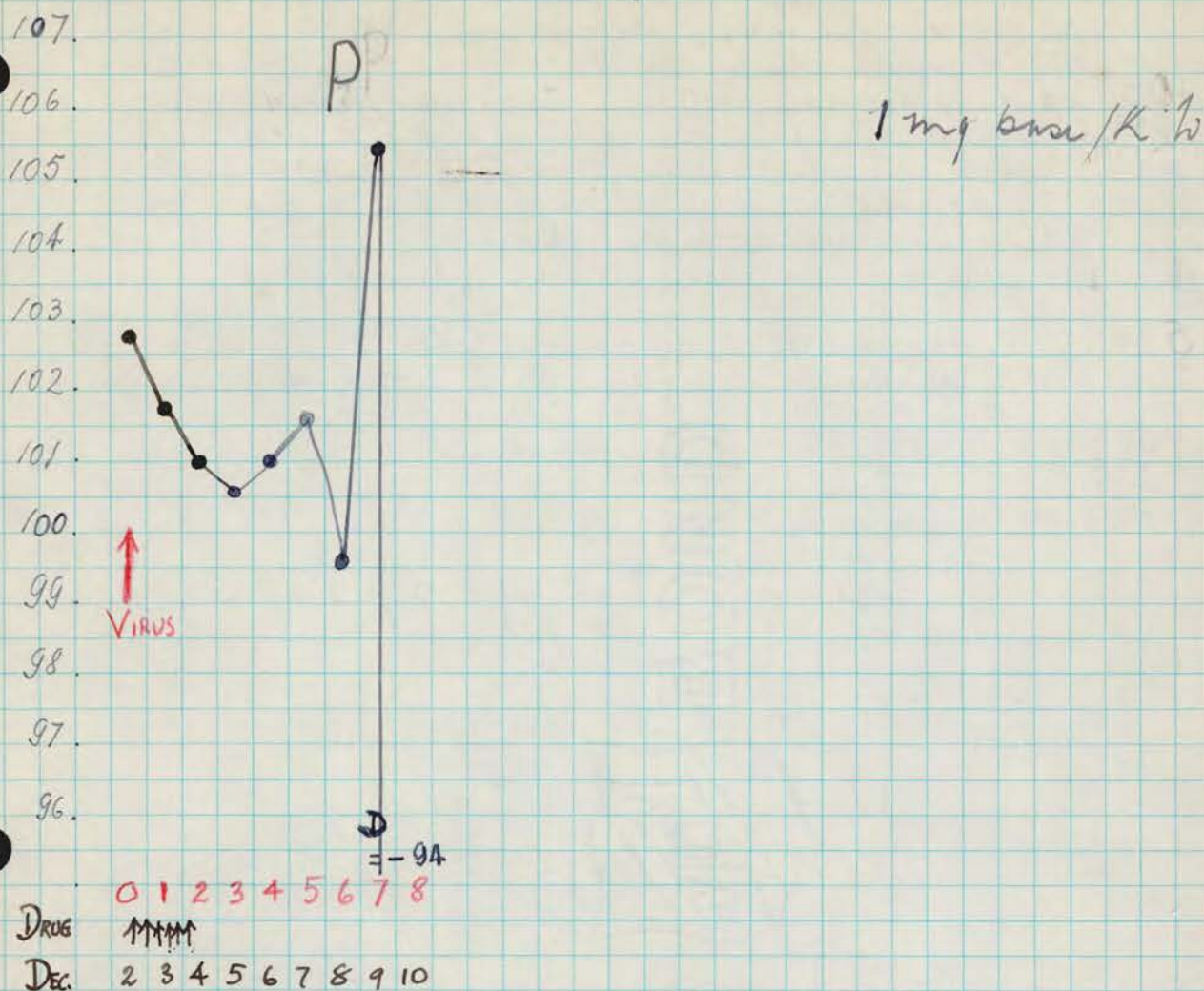


II  
1159  
1160  
1161  
1162  
1180

Group II - Autopsy each monkey  
as soon after death as possible  
in ZA - No perfusion

Rh 1159 - Virus followed by <sup>GROUPT II</sup> PLASMOCID  
by stomach tube



DEC. 2 - Virus given 2-3 PM  
1st dose of drug given @ 6:30 PM

DEC. 3 - @ 12:30 AM 2nd dose of drug  
2:30 PM - no signs

DEC. 4 - 9 AM - Plasmodic signs - eyes, incoordination, ataxia  
In good condition. Decided to give drug  
3:00 PM - ~~Rolling~~ On floor - very advanced signs  
Drug discontinued

DEC. 5 - Very advanced plasmodic signs. Can-  
not eat. Banana was given at 4 PM, by  
mouth.

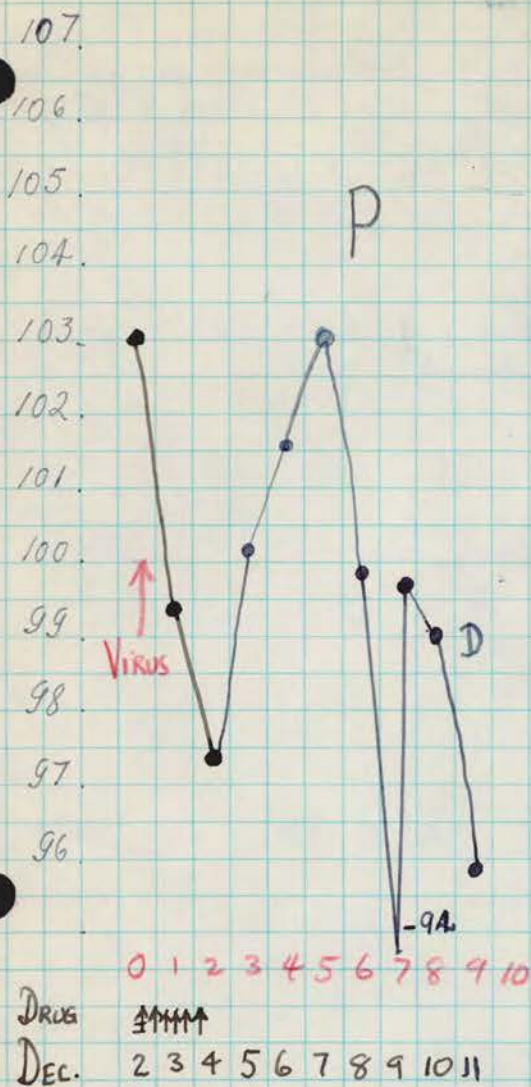
DEC. 6 - Not change.

DEC. 7 - Red face, Eyelids and outer canthi  
also red. Plasmodic signs same. Prostrate.

DEC. 8 - 9 AM - Marked red on eyelids  
Tremor, incoordinated  
movements of extremities when  
stimulated. Cannot be certain  
of paralysis because of the in-  
coordination.

- DEC. 9 - 10:30 AM his prostrate, lethargic. left upper flaccid.  
2:30 PM complete flaccid paralysis  
bold upper and ~~right~~ lower.  
Partial paralysis right lower.  
Red face and eyelids, same -  
4:30 PM - Same signs - Very weak.  
5:30 PM - Complete quadriplegia.  
Very slow, abdominal respiration -  
8:30 PM - Same condition.  
11:30 PM - Dead.  
Autopsy: 12<sup>15</sup>  
Visceral: No gross pathological  
changes.  
CNS. - F.A.

Rh 1160 - Virus followed by PLASMOCID  
by stomach tube. - GROUP II



DEC. 2 - Virus given @ 2:30 PM

1<sup>st</sup> dose of drug about 6:30 PM - Vomited about 1/3  
not repeated

Dec. 3 - No definite signs

Dec. 4 - Definite "Plasmodic" signs - Eyes ataxia, incoordination  
Good condition, however. Decided to give one  
more dose of drug

3 PM - Sits up; no change; drug ~~is~~ discontinued

DEC. 5 - Sits up. Can eat.

DEC. 6 - Not change.

DEC. 7 - Red face. Eyelids and outer canthi  
also red. Same condition about Plas-  
modic signs.

DEC. 8 - 9 AM. Flaccid paralysis left lower. Mouth

other extremities when stimulated

10:30 AM - <sup>but all reflexes on base of skull</sup> <sup>when stimulated, can move all 4 limbs!</sup>  
2:30 PM - Complete flaccid quadriplegia -  
Facial paralysis right side.  
Slow abdominal respiration.

4:30 PM - Aphonia - Red face, same. Not myoclonic  
Not starting. Complete prostrated.  
Same condition - flaccid on  
chin.

8:30 PM - Same condition

11:30 PM - Same condition

DEC. 10 - 8:30 AM - Same condition

3 - PM - Same condition

9 - PM - Very slow respiration

DEC. 11 - 9 AM - Same condition -

5 PM - " "

8:30 PM - Head still warm.  
Autopsy, immediately.

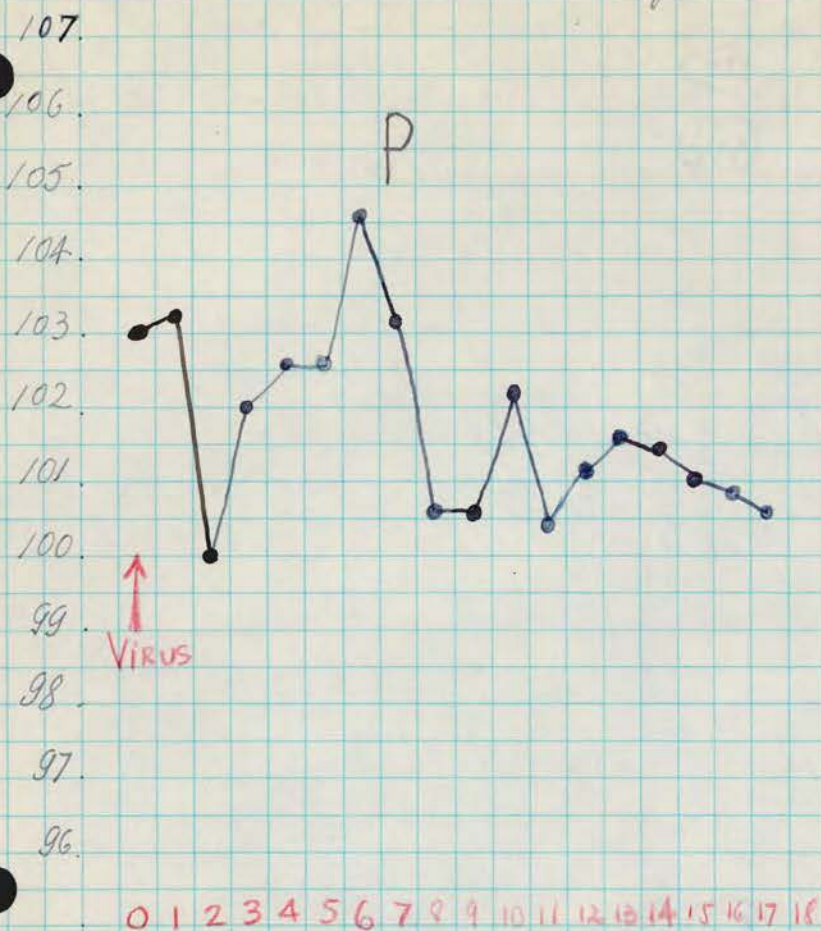
Viscera:

CNS. → LA.

Rh. 1162

Virus followed by  
by stomach tube.

GROUP II  
PLASMOCID



DRUG M M M M M  
DEC 2 3 4 5 6 7 8 9 10 11 12 13 14 15 16 17 18 19 20

DEC. 2 - Virus given about 3 PM  
1<sup>st</sup> dose of drug about 6:30 PM

Dec. 3 - appears O.K.

Dec. 4 - Definite "Plasmodia Signs" - Eyes, ataxia  
Good condition, however - decided to give one more dose  
of drug.

DEC. 5 - 3 PM - same ; drug discontinued  
This monkey presented the same picture -  
Can sit up and eat.

DEC. 6 - Same condition.

DEC 7 - 8:30 AM Red face - Eyelids and outer canthi  
also red. Plasmodia signs, the same.

DEC 8 - 8:30 AM <sup>8:30 AM</sup> Same condition. Can sit up and eat  
and walk perfectly O.K. Excited.

DEC. 9. 8<sup>30</sup> AM Same condition about Plas-  
moid signs. Partial Paralysis  
both lowers.

2<sup>30</sup> PM. Partial paralysis both lowers  
and marked weakness on left  
upper. Red face, same condition. No myoglobinuria.

4<sup>30</sup> PM. Back also paralyzed.

8<sup>30</sup> PM. Same condition.

DEC. 10. 8<sup>30</sup> AM. Weakness on both upper.

2.30 PM. Partial paralysis  
all four extremities.

9 PM. Same condition.

DEC. 11. 9 AM. Complete paralysis  
both lowers. Partial both  
uppers.

3 PM. Back also paralyzed.

9 PM. Same condition.

DEC. 12. 9 AM. Same condition.

DEC. 13. Prostrated.

DEC. 14. Same condition.

DEC. 15. " "

DEC. 16. " "

DEC. 17. " "

DEC. 18. " "

DEC. 19. " "

DEC. 20. " " Disc. lump.

DEC. 21. " "

DEC. 30. Partial paralysis, all four  
extremities - Pupils dilated.  
Can sit up.

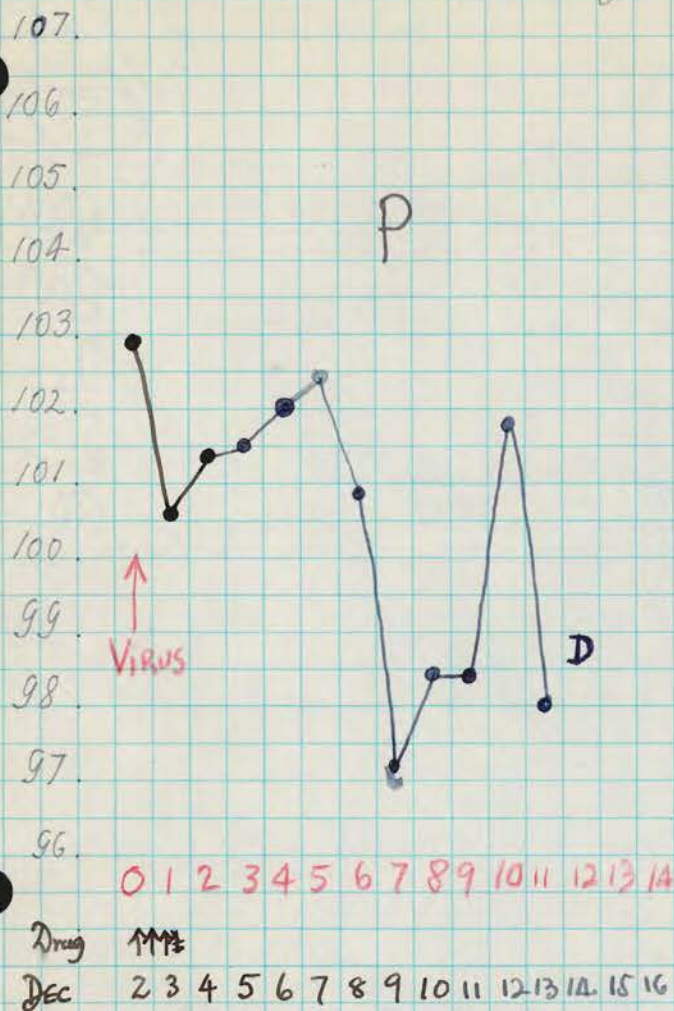
JANUARY 1949

7. Same condition. -  
PM. Passed at 5<sup>th</sup> floor. -

Rh 1180

Virus followed by PLASMOCID  
by stomach purge

GROUP 4



0 1 2 3 4 5 6 7 8 9 10 11 12 13 14

Drug 1112

DEC 2 3 4 5 6 7 8 9 10 11 12 13 14 15 16

Dec. 2 - Virus given about 3:30 PM

1<sup>st</sup> dose of drug given about 6:30 PM

Dec. 3 - 12:30 AM - 2<sup>nd</sup> dose of drug

9 AM - definite "Plasmodium signs" but still sitting up - drug given

2:30 PM - "Plasmodium signs" - more advanced and severe - lying down  
Decided to discontinue drug

Dec. 4 - 9 AM - Condition same.  
3 PM - " " "

DEC. 5 - This monkey cannot eat because the intense incoordination - At 4 PM was fed with banana. Eated well.

DEC. 6 - Same condition.

DEC. 7 - Red face, eyelids, and outer canthi also red - Plasmodium signs, the same.

DEC. 8 - 9 AM - Much incoordination - No paralysis.  
Tries to lie on floor of cage.

DEC. 9 - 10<sup>30</sup> - his prostrate - Head "rolling" -

Uncoordinated - No nystagmus -

Moules all four extensoris flexy,  
when stimulated - Apnoea

Flegman on his chin.

2<sup>30</sup> Complete paralysis both upper.  
Partial paralysis both lower. Prostrate

4<sup>30</sup> Complete quadriplegia.  
Slow abdominal respiration -

8<sup>30</sup> Same condition.

DEC. 10 9 AM - Completely prostrated -  
Very slow respiration -

3 PM - Same condition - Very weak.

9 PM - Same condition.

DEC. 12 - 9 AM - Not change.

DEC. 13 - Same condition.

DEC. 14 - Dead - Rigor mortis -  
No autopsy.