

Record of Harvests & Preparation of Pool

WISCONSIN, 45 Virus
Passage of 7/8/50

<u>CYNOMOLGUS #:</u>	<u>DAYS AFTER INOC OF SIGNS</u>	<u>DATE OF HAR</u>	<u>Comments</u>
1527	P-9	7/17	
1528	P-5	7/13	
1529	P-6	7/14	
1530	not used	D-5	no polio CNS SOFT CERV. CORD - ZA
1531	P-5	7/14	
1532	P-5; D-6	7/14	CNS FIRM
1533	P-8	7/16	
1534	P-7	7/15	CERV. CORD IN ZA
1535	P-10	7/18	
1536	P-6	7/14	

Wisc
Pool

Preparation of Pool

JUL 18 1950

Cords & medulla of nine monkeys pooled & weighed. Monkey # 1530 not used in pool because histological examination showed no polio lesions; monkey # 1535 harvested immediately before preparation of pool & used fresh (not frozen).

Material weighed 42.6 grams, was placed in Cold Waring blender & blended in 300 cc of cold saline for 1 minute at low speed & 5 minutes at high. The blended material was made up roughly to 420 cc = cold saline in a graduated cylinder. (Foam in the blended material made exact measurement difficult.)

6 cc of the blended 1090 virus suspension was removed for hemagglutination studies, 0.2 cc was cultured on BAP, & the remainder was placed in rubber capped ampules in 10 cc amounts.

44 - 10 cc ampules frozen in boxes in large dry ice box.

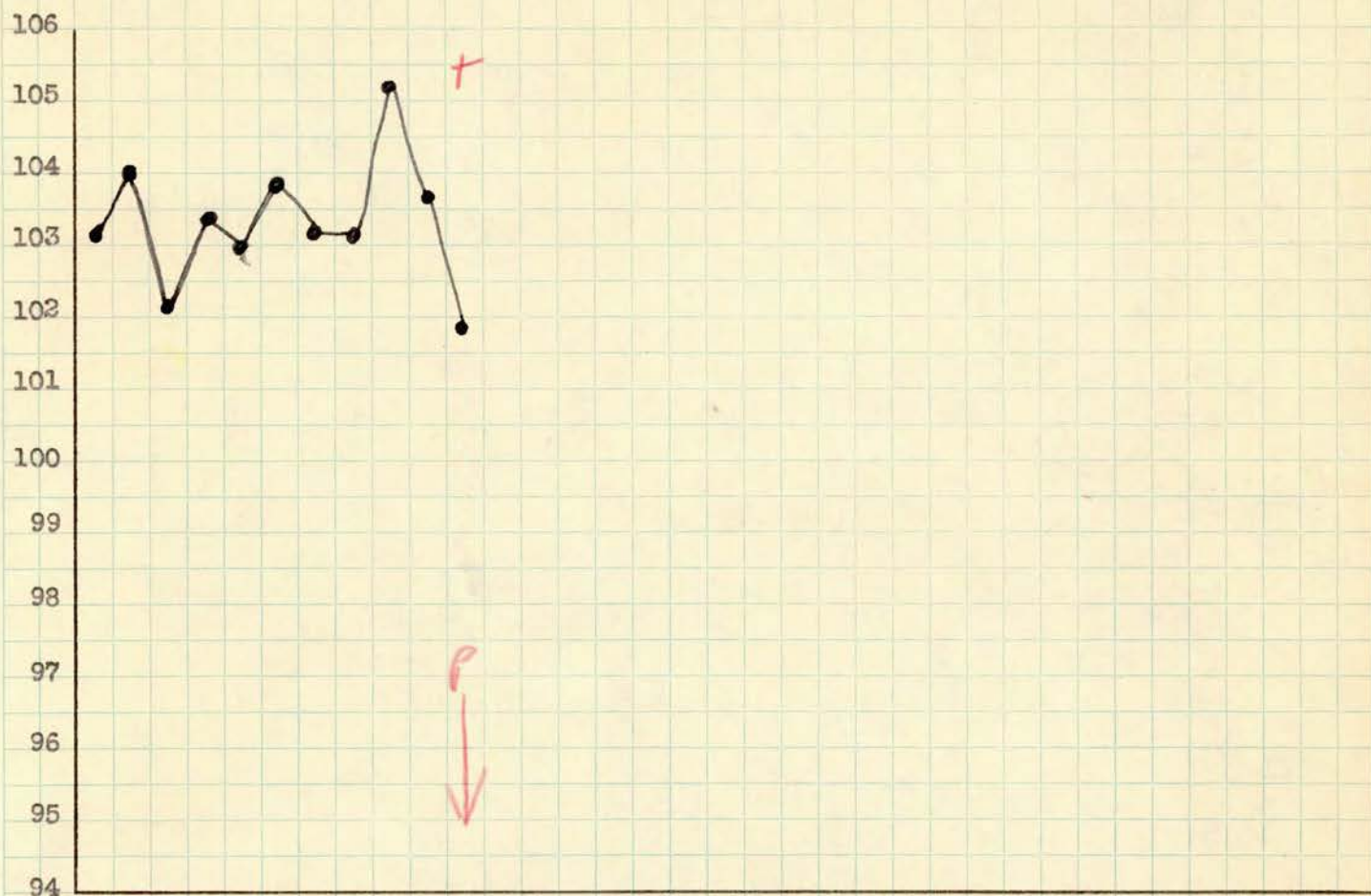
Freezer material labeled:

WISCONSIN - '45
POLIO POOL
1090 IN SAL
10cc - BLEND

BAP #1 - 00
BAP #2 - 00

Cynomolgus 1527 Passage of Wisconsin, 45 Virus

0.5 cc of 5% suspension in saline intracerebrally



0 1 2 3 4 5 6 7 8 9 10 11 12 13 14 15 16 17 18 19 20 21 22 23 24 25 26 27 28

July 7 8 9 10 11 12 13 14 15 16 17 18 19 20 21 22 23 24 25 26 27 28 29 30 31

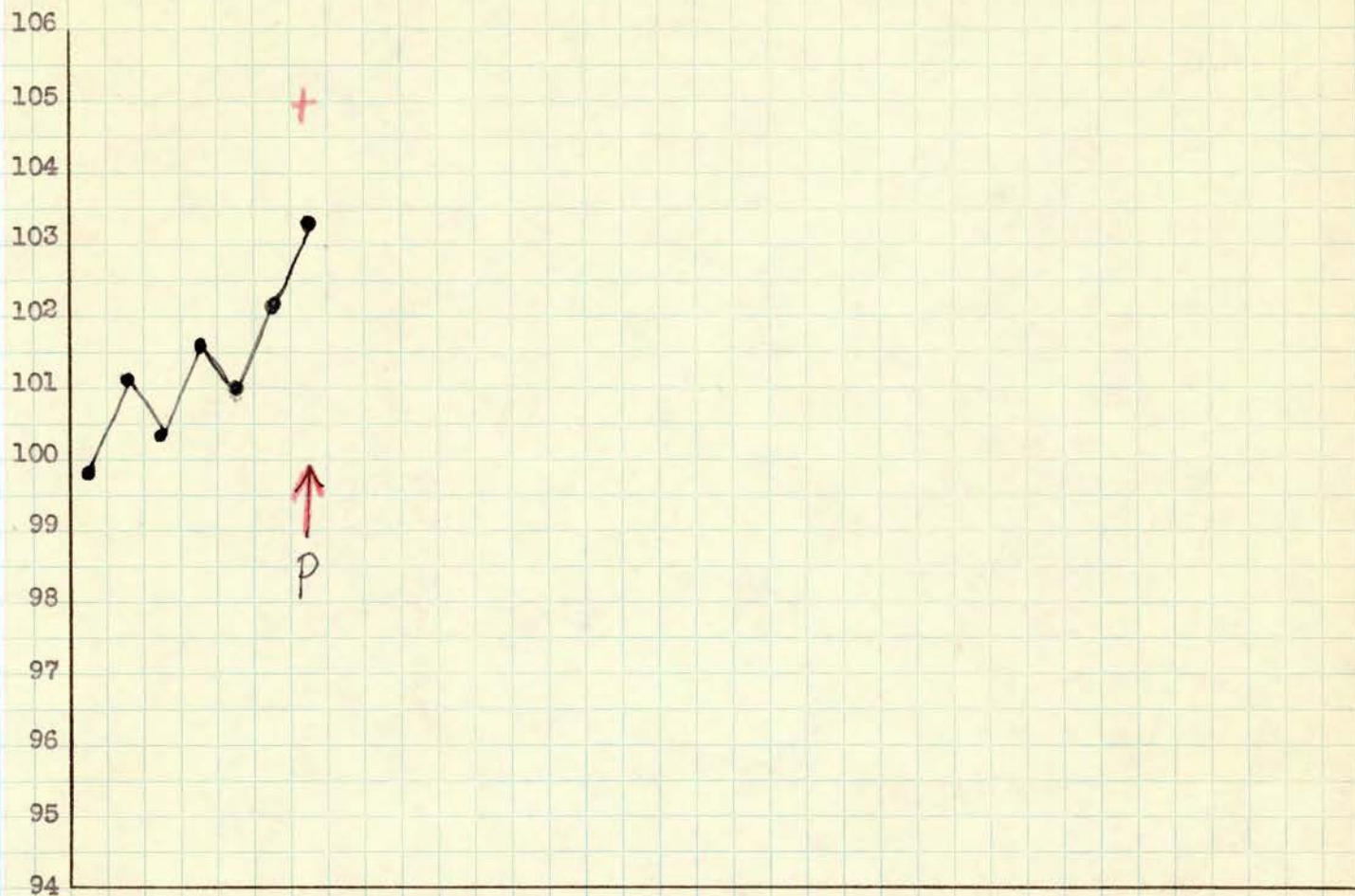
7/17/50 - 9:00 AM - ^{about} Complete Paralysis of right upper, ~~weak~~ lower
limbs.

Microscopy - Midulla & Cord frozen - B-2-3

STANDARD B & P "NOISEAR"

Cynomolgus 1528 Passage of Wisconsin, 45 Virus

0.5 cc of 5% suspension in saline intracerebrally



0 1 2 3 4 5 6 7 8 9 10 11 12 13 14 15 16 17 18 19 20 21 22 23 24 25 26 27 28

STANDARD B & P "NOISEAR"

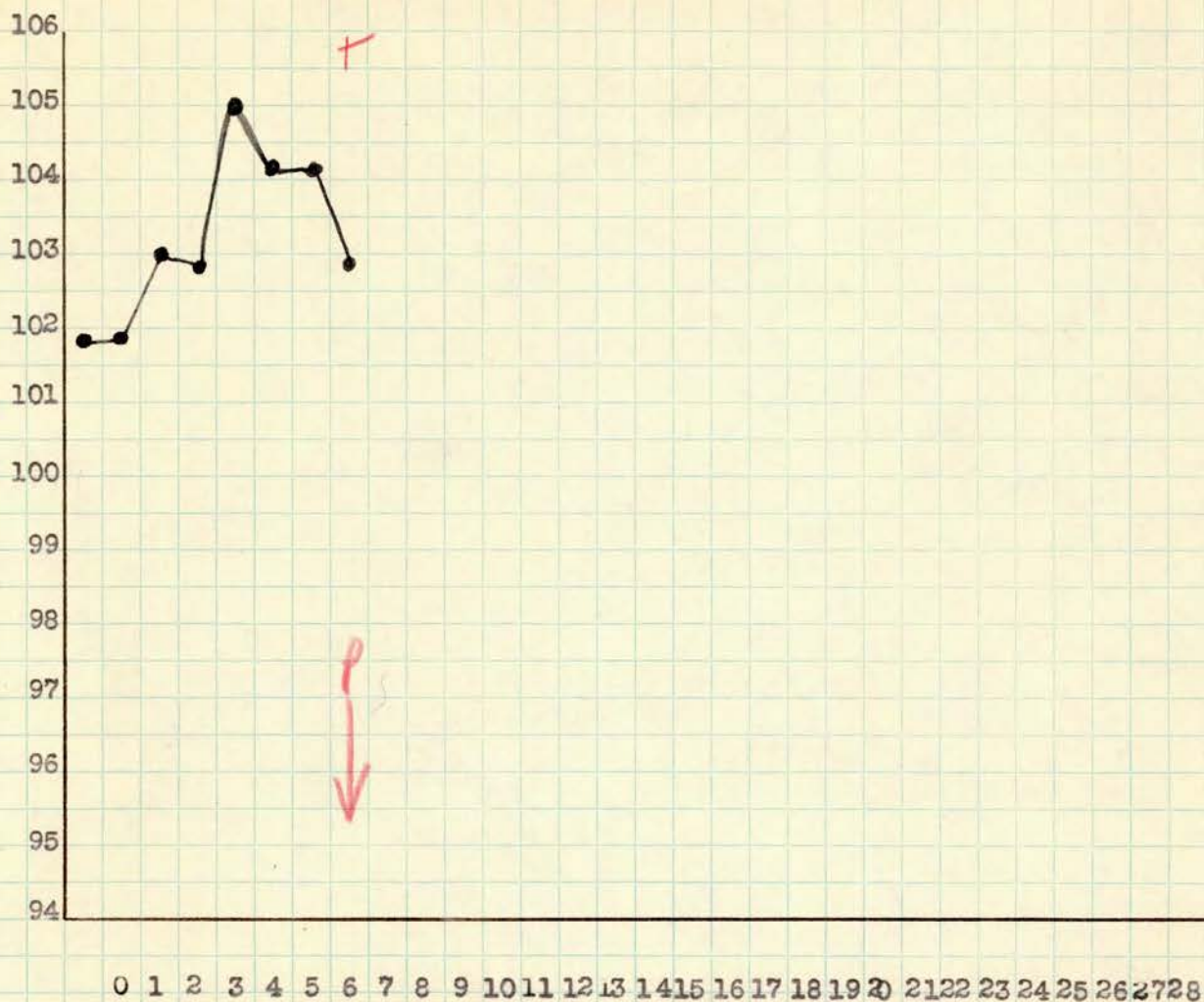
July 7 8 9 10 11 12 13 14 15 16 17 18 19 20 21 22 23 24 25 26 27 28 29 30 31

July 13 - Partial paralysis left lower
partial aphonia

Sacrificed for virus. Entire Cord + medulla frozen in liquid - B-2-3

Cynomolgus 1529 Passage of Wisconsin, 45 Virus

0.5 cc of 5% suspension in saline intracerebrally




July 7 8 9 10 11 12 13 14 15 16 17 18 19 20 21 22 23 24 25 26 27 28 29 30 31

July 14 11:30 AM - Partial paralysis right upper, left deltoid
- Immediate necropsy.
medulla + cord frozen - B-2-3

Virus R

Cynomolgus 1530 Passage of Wisconsin, 45 Virus

0.5 cc of 5% suspension in saline intracerebrally



Section of cervical cord - no
histologic evidence of polio

July 7 8 9 10 11 12 13 14 15 16 17 18 19 20 21 22 23 24 25 26 27 28 29 30 31

7/13/60 - 8:00 AM - Dead

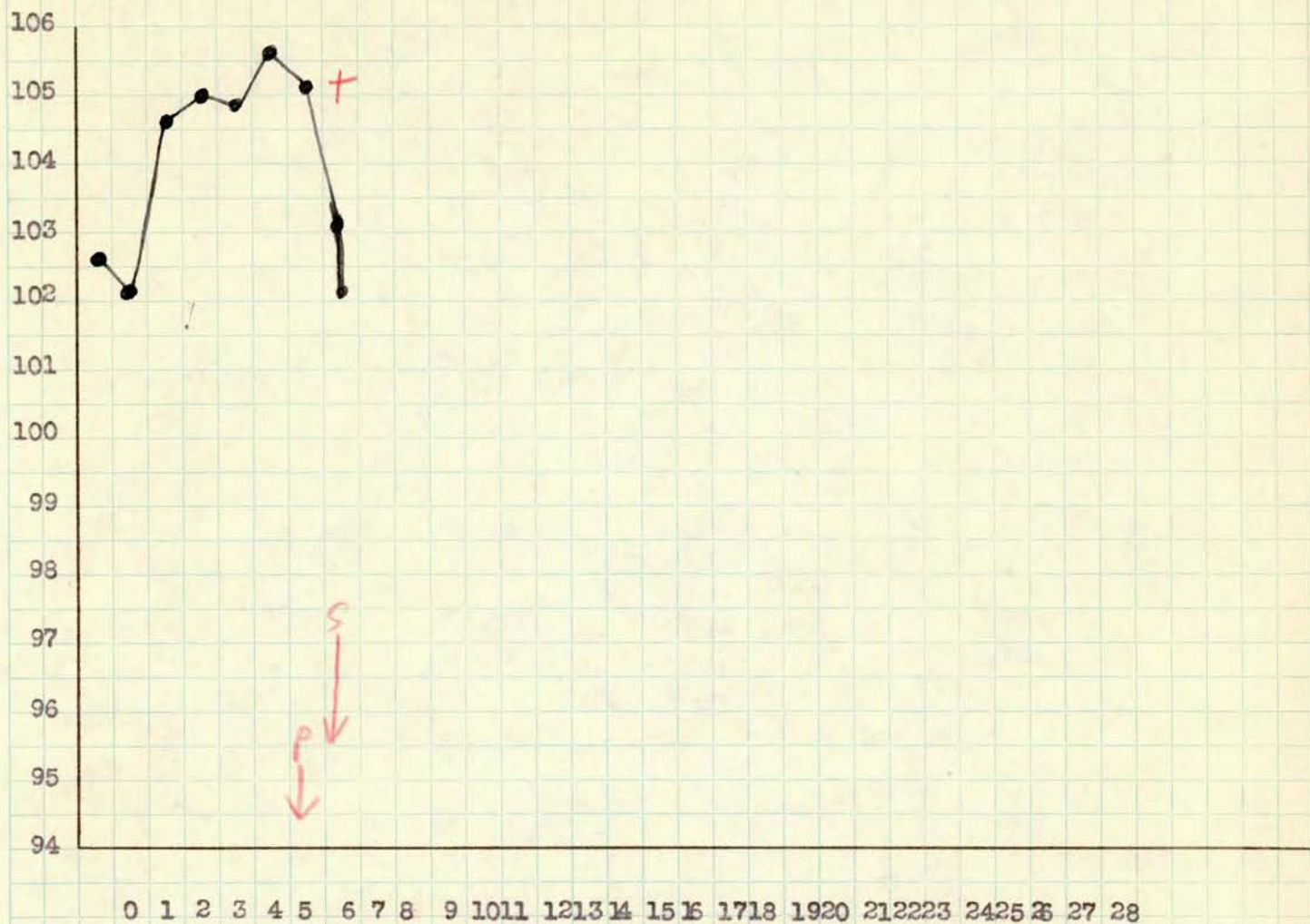
9:30 AM - cords medulla removed for virus stored in B-2-3
CNS very soft

Lobar pneumonia in both lower lung lobes
Aerophagocytism in vesicles

Small portion of Cervical Cord in Z.A.

Cynomolgus 1531 Passage of Wisconsin, 45 Virus

0.5 cc of 5% suspension in saline intracerebrally



0 1 2 3 4 5 6 7 8 9 10 11 12 13 14 15 16 17 18 19 20 21 22 23 24 25 26 27 28

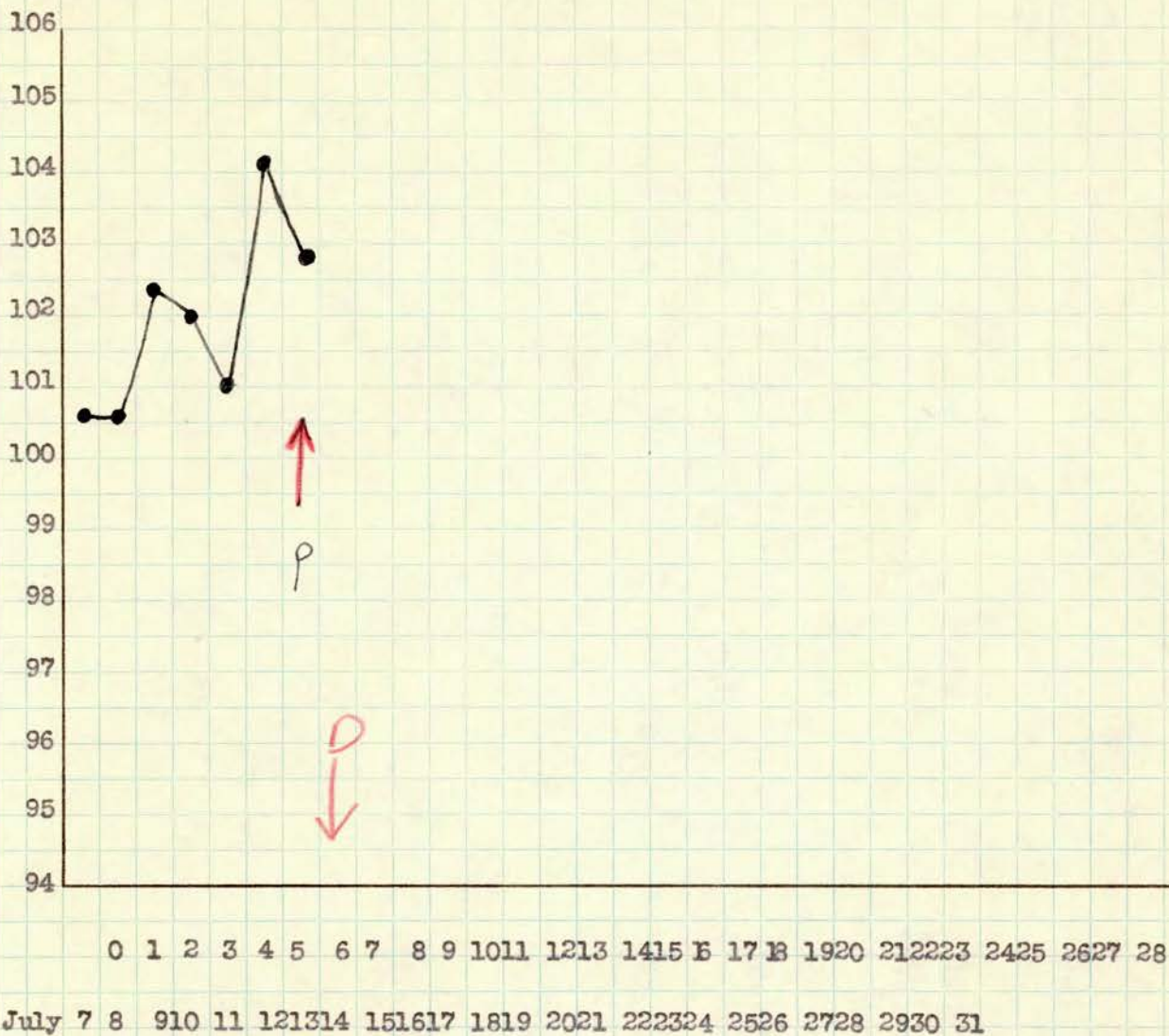
July 7 8 9 10 11 12 13 14 15 16 17 18 19 20 21 22 23 24 25 26 27 28 29 30 31

7-13-50 - 5:00 PM - Slight Partial Paralysis of left lower; drags foot when running; does not climb.

7-14-50 - 8:45 AM - Partial Paralysis of lower + upper
10:00 AM - Sacrificed for virus - Cord + medulla frozen B-2-3

Cynomolgus 1532 Passage of Wisconsin, 45 Virus

0.5 cc of 5% suspension in saline intracerebrally



July 13 - 9:30 AM - Bilateral ptosis (3rd nerve palsy)

No facial or other paralysis

5:00 PM - Ptosis more marked; Partial Paralysis of left
facial. Weakness lower but no paralysis.

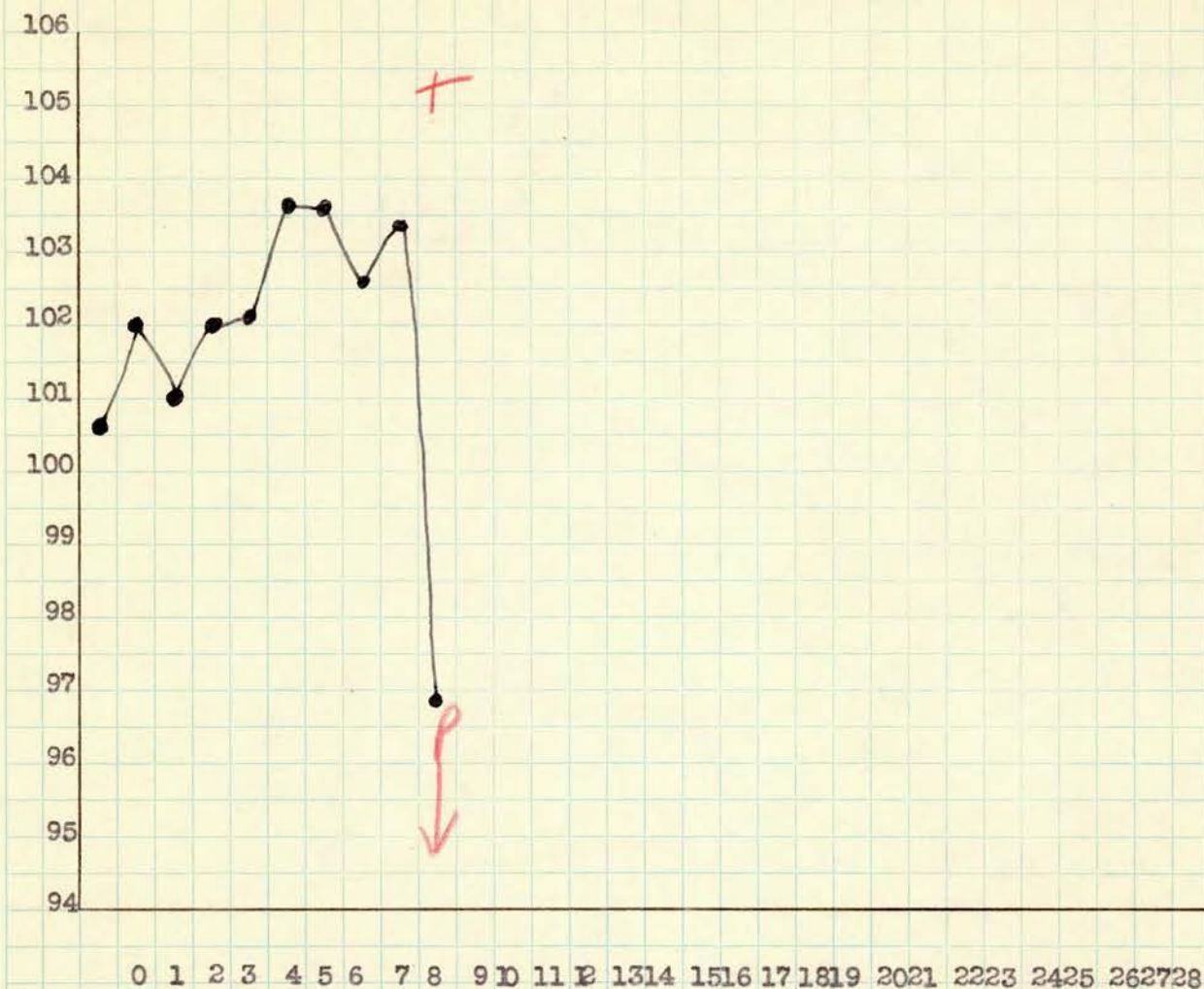
* 7-14 - Entire medulla to be used

8:00 AM - Dead - not in rigor - blood not coagulated

9:00 AM - Necropsy - Cnd + medulla frozen for virus - B-2-3
CNS very firm

Cynomolgus 1533 Passage of Wisconsin, 45 Virus

0.5 cc of 5% suspension in saline intracerebrally

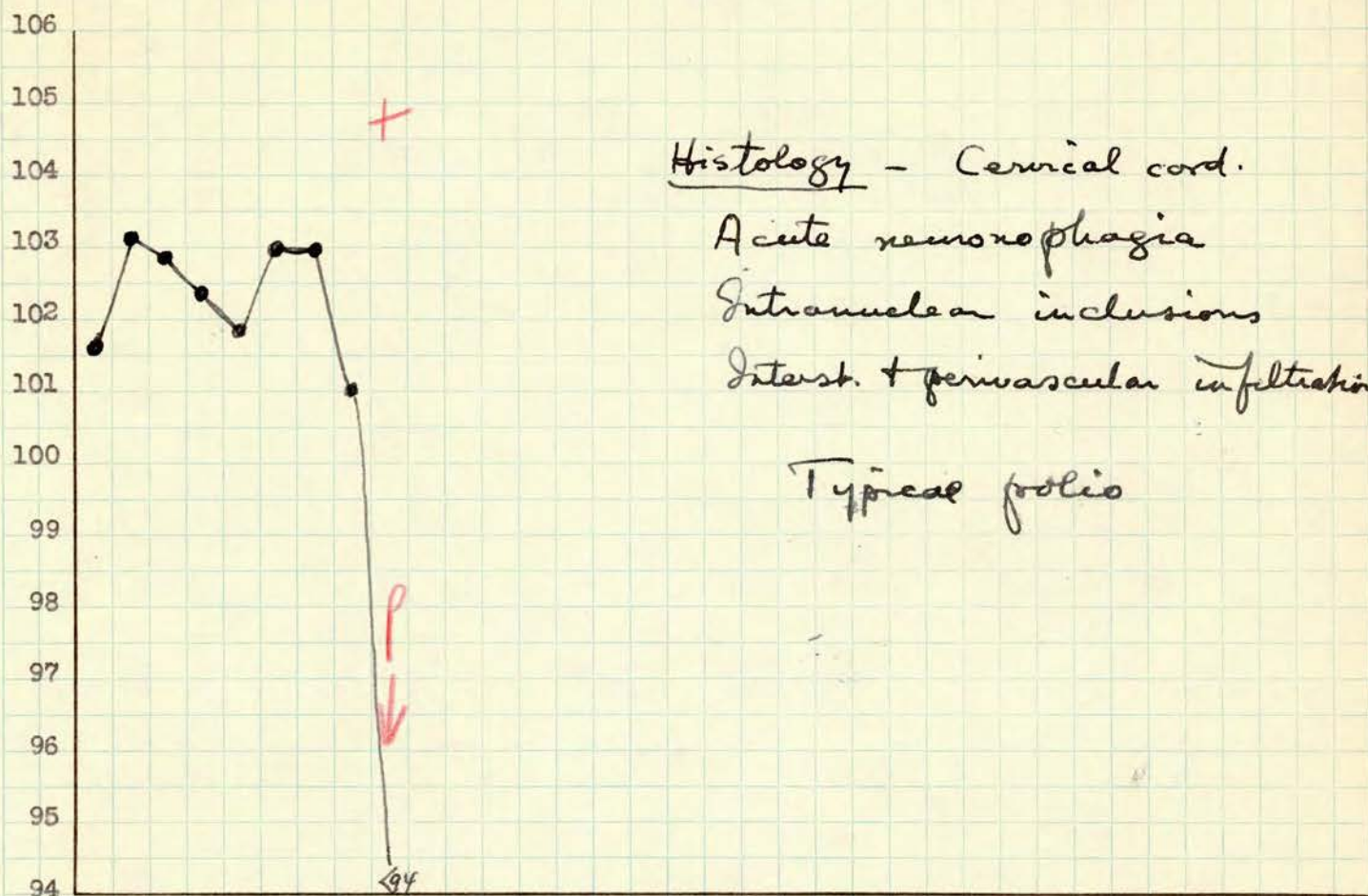


July 7 8 9 10 11 12 13 14 15 16 17 18 19 20 21 22 23 24 25 26 27 28 29 30 31

7/16/50 - Partial paralysis of lower & deltoids, sets up.
Sacrificed for virus - medulla + cord frozen - B-2-3

Cynomolgus 1534 Passage of Wisconsin, 45 Virus

0.5 cc of 5% suspension in saline intracerebrally



Histology - Cervical cord.

Acute neurophagia

Intranuclear inclusions

Interst. + perivascular infiltration

Typical polio

0 1 2 3 4 5 6 7 8 9 10 11 12 13 14 15 16 17 18 19 20 21 22 23 24 25 26 27 28

July 7 8 9 10 11 12 13 14 15 16 17 18 19 20 21 22 23 24 25 26 27 28 29 30 31

7/14/50 - 4:00 PM - weak lower, no definite Paralysis

7/15/50 - 9:00 AM - Cannot get up - lies on floor but uses upper and lower extremities, which are held in flexion - However, definite paralysis of left facial - cannot close left eyelids - closes right.

Extremely hypersensitive - cries out when body is touched.

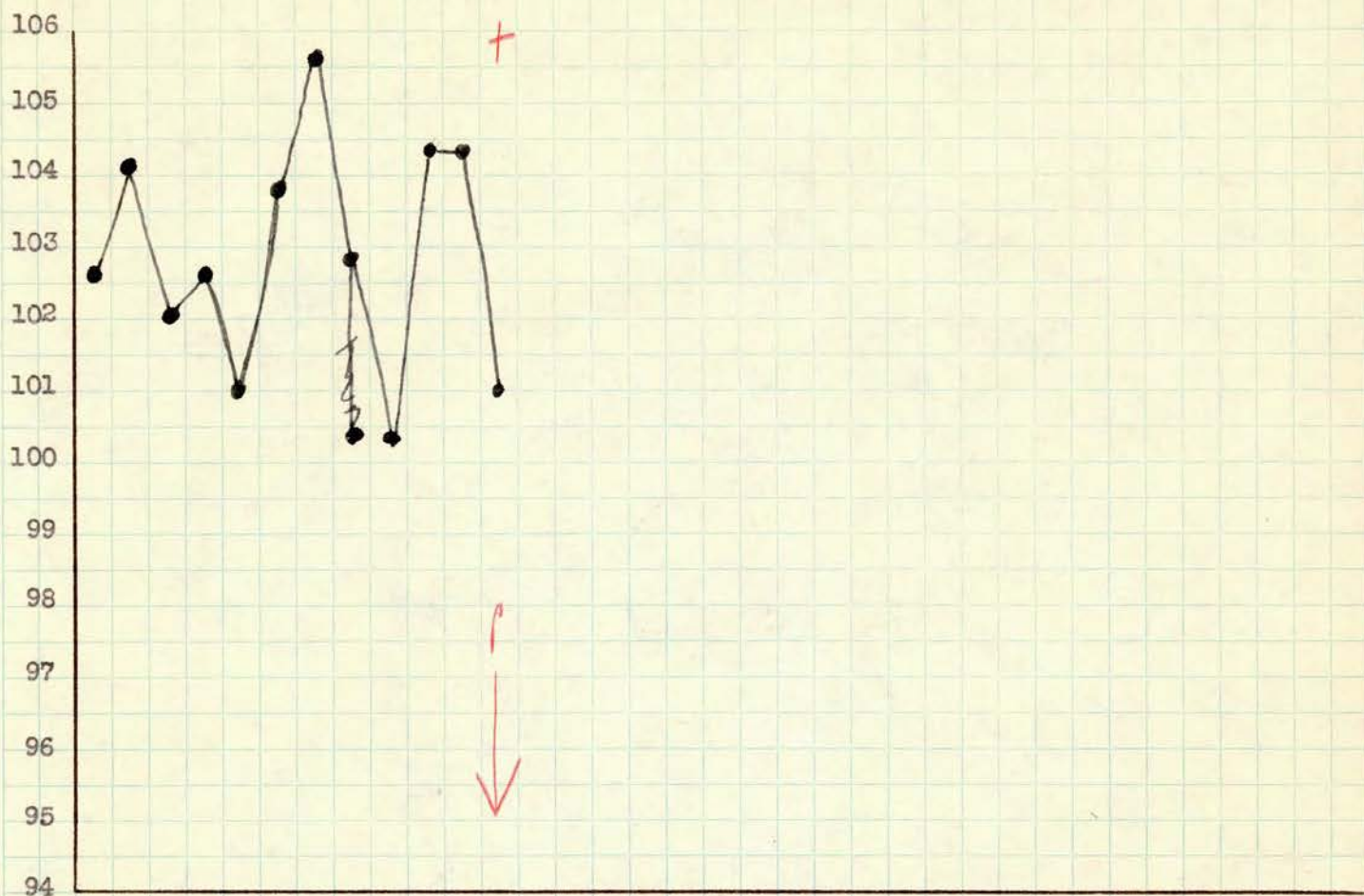
9:30 AM - Necropsy - Medulla + hind brain - B-2-3

Viscera OK

Small portion of Cervical enlargement in 2 A.

Cynomolgus 1535 Passage of Wisconsin, 45 Virus

0.5 cc of 5% suspension in saline intracerebrally



0 1 2 3 4 5 6 7 8 9 10 11 12 13 14 15 16 17 18 19 20 21 22 23 24 25 26 27 28

July 7 8 9 10 11 12 13 14 15 16 17 18 19 20 21 22 23 24 25 26 27 28 29 30 31

7/15/50 - 9:15 AM - Clinical, recumbent, no ~~definite~~ paralysis

7/17/50 - 9:30 AM - Questionable left foot, no def. Paralysis.

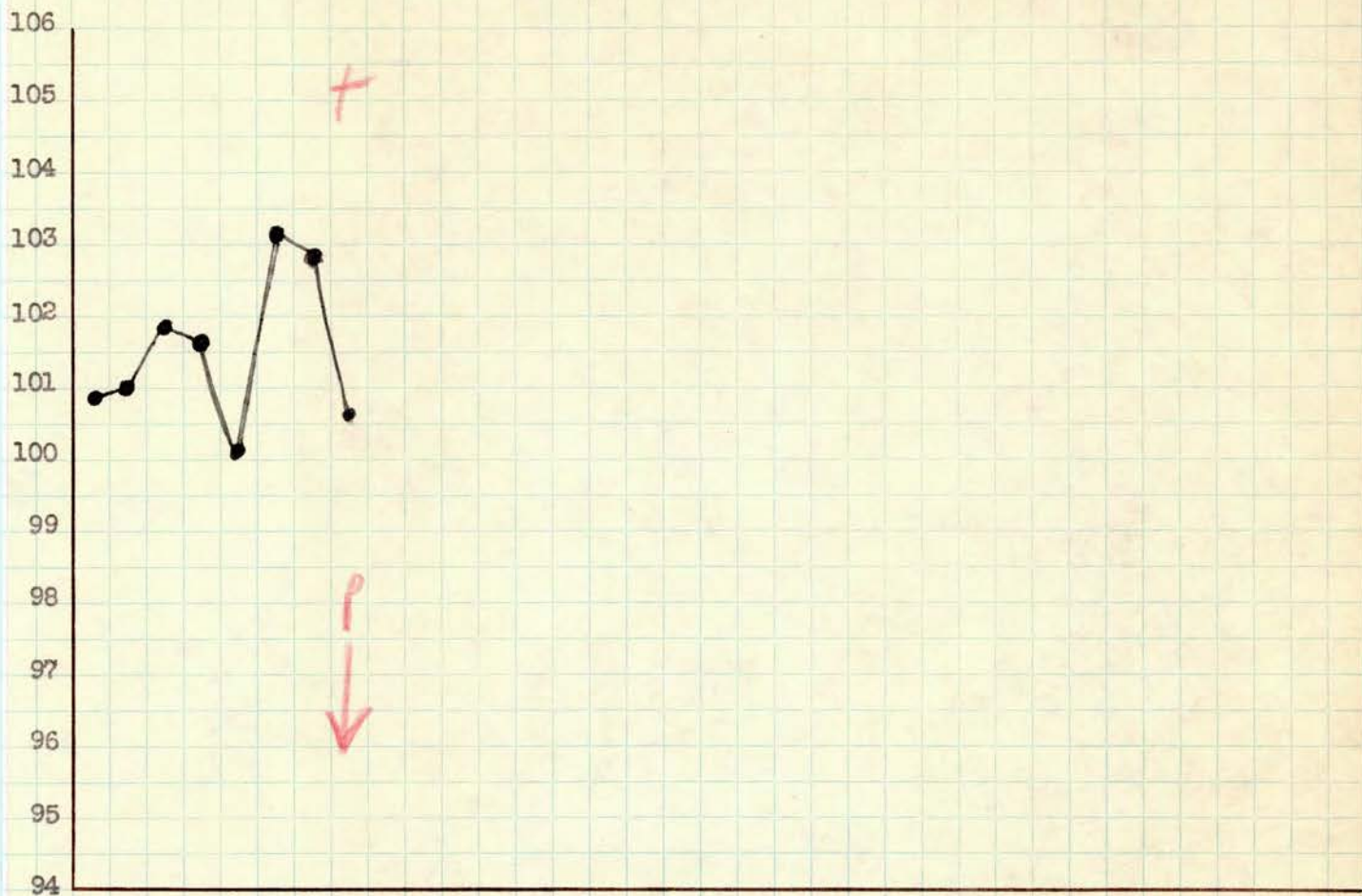
7/18/50 - 9:00 AM - Partial paralysis of lower, can not hold on = upper, sits up.

3:30 PM - Necropsy - Medulla & Cord used immediately for preparation of virus pool.

Virus OK

Cynomolgus 1536 Passage of Wisconsin, 45 Virus

0.5 cc of 5% suspension in saline intracerebrally



0 1 2 3 4 5 6 7 8 9 10 11 12 13 14 15 16 17 18 19 20 21 22 23 24 25 26 27 28

July 7 8 9 10 11 12 13 14 15 16 17 18 19 20 21 22 23 24 25 26 27 28 29 30 31

7/14/50 - 4:00 PM - Partial paralysis of upper; weak lower.
Immediately necropsy
medulla + cord in Luethers + frozen B-2-3